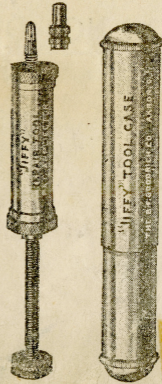


THE . . .

GOODRICH

“**JIFFY**”

Repair Tool



Used in
The Repair of

..GOODRICH..
Single Tube Tires

Also Other Tires of


SIMILAR CONSTRUCTION



The Gutta Percha & Rubber Mfg. Co.
OF TORONTO, LIMITED

61-63 Front St. W., TORONTO, ONT.

DO NOT DETACH TIRE FROM RIM



Elevate the wheel, so as to work from the under side.

Insert the point of tool in puncture.

Turn handle of tool to the right—this forces the solution through the point of tool.

USE PLENTY
of the
SOLUTION

Withdraw the point slowly, giving it a twisting motion so as to bring the solution

into one mass directly over the puncture.



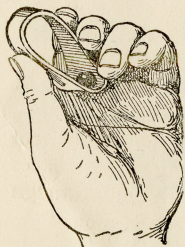
WHERE
THE PUNCTURE IS A SMALL ONE
THIS COMPLETES
THE REPAIR

THE MEACHAM ARMS CO. write:

"We repaired several punctures with it very successfully on our tandem, and we had to repair a large cut which could not have been repaired with any other tool; this enabled us to get home, which we could not have done under any other circumstances."

WHEN THE PUNCTURE IS LARGE

Use the solution in proportion, and after withdrawing the tool, pinch the tire slightly at the top so that the solution will not spread but remain in a lump directly over the puncture.



Keep the wheel suspended and the repair on the under side.

Allow from five to ten minutes for drying, according to size of repair.

Price of Tool, ^{Filled with} _{Solution} 50 cents

TO RE-FILL THE TOOL WITH SOLUTION

Turn handle to left—this withdraws the plunger to the end of the barrel.

Unscrew the nozzle end and fill the tool with solution.



CAUTION

Before starting to repair, turn the handle and thus make sure that the solution is ready to flow and that the tool contains enough to make the repair.

See that the solution has not become too dry—if so, add a few drops of benzine—it should be at about the consistency of molasses.

THE GOODRICH JIFFY

Solution

IS A SPECIAL MIXTURE

And must not be confounded with rubber cement
which will not produce an effective repair

WE FURNISH THE SOLUTION
IN BULK OR TUBES

Prices Upon Application

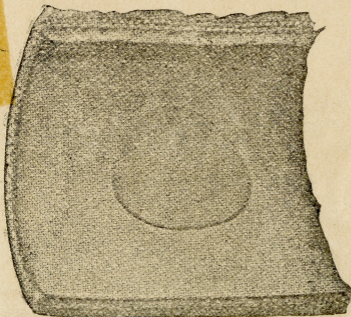


Manufactured in Canada solely by

The Gutta Percha & Rubber Mfg. Co.
OF TORONTO, LIMITED

61-63 Front St. W., TORONTO, ONT.

This shows how a



Jiffy
Repair

looks on
the inside



It makes
the tire as
good as new