

# Cracker Jack

PUZZLE BOOK

SERIES  
THREE



BINGO

THE FAMOUS FOOD CONFECTION  
"The More You Eat - The More You Want"  
THE WAX SEALED PACKAGE



SOME EATS  
THE MORE YOU EAT  
THE MORE YOU WANT



BEDTIME  
HAMMOCK




ON THE  
LOOKOUT

CRACKER JACK  
AND HIS MASCOT  
BINGO




AT THE  
WHEEL



ERROR A I E S I 9 M							INTERVAL Q U Y
B 2 F 6 J O N			ANNULING	ACKNOWLEDGE			
C 3 G 7 K O S W		NEGATIVE	INTERROGATORY			ATTENTION	
D 4 H 8 L P T X		PREPARATORY	AFFIRMATIVE			NUMERALS	WIG WAG SIGNALS



ON THE  
LOOKOUT  
AT THE  
WHEEL



AMERICA

My country 'tis of thee,  
Sweet land of liberty,  
Of thee I sing;  
Land where my fathers died;  
Land of the pilgrim's pride;  
From ev'ry mountain side  
Let freedom ring.  
My native country, thee,  
Land of the noble free  
Thy name I love;  
I love thy rocks and rills,  
Thy woods and templed hills;  
My heart with rapture thrills,



BEDTIME  
HAMMOCK




SOME EATS  
THE MORE YOU EAT  
THE MORE YOU WANT

CRACKER JACK  
AND HIS MASCOT  
BINGO





SOME EATS<sup>2</sup>  
 THE MORE YOU EAT  
 THE MORE YOU WANT



ON THE  
 LOOKOUT

### THE STAR SPANGLED BANNER

Oh, say, can you see by the dawn's early light,  
 What so proudly we hailed  
 at the twilight's last gleaming,  
 Whose broad stripes and bright stars,  
 thro' the perilous fight,  
 O'er the ramparts we watched,  
 were so gallantly streaming.  
 And the rocket's red glare,  
 The bombs bursting in air,  
 Gave proof thro' the night that our  
 flag was still there.  
 Oh, say, does that star spangled banner yet wave  
 O'er the land of the free and the home of the brave.

CRACKER JACK  
AND HIS MASCOT  
BINGO

6



5

BEDTIME  
HAMMOCK



AT THE  
WHEEL

4



## How To Work the Cracker Jack Puzzle Book

Ask any person to select a colored Cracker Jack picture in this booklet which appears upon the first two pages and let him carry it in his mind,—he tells you which page it appears on,—left or right. You turn through the other pages and the party merely tells you which page it is on. To be able to tell the party which picture he has selected—(when you turn to the last two pages of the booklet) you add the numbers at the top of the right hand pages where the picture falls on the right and you will find a small numeral appearing at the top of each illustration on the last two pages. One of these corresponds to the total you have obtained through your addition. There are no numbers appearing at the top of the left hand pages to be considered. As an example: Select the illustration "Some Eats." This first appears on the left hand page so you get nothing. It appears again on the right so your total is now 2, it appears again on the left and you will find the figure 2 in the upper right hand corner of the illustration indicating to you that this illustration—Number 2—is the one selected.

We Are The Sole Manufacturers Of  
The Famous



MARSHMALLOWS  
ONE TASTE INVITES ANOTHER