




NS  
GARDEN, ...

1833

C.1



37131 009 563 362

I, 200









*Commelina Cœlestis.*

*Sky-blue Commelina.*

T H E G A R D E N ;

OR,

FAMILIAR INSTRUCTIONS

FOR THE

LAYING OUT AND MANAGEMENT OF A FLOWER GARDEN.

WITH

ILLUSTRATIVE ENGRAVINGS ON WOOD AND STEEL.

---

THIRD EDITION.

---

LONDON :  
JOHN HARRIS, ST. PAUL'S CHURCH-YARD.  
1833.





## CONTENTS.

---

### LETTER I.

JANUARY.

Directions for laying out a Flower Garden.—Dutch gardens.—Peat border.—South wall, and South border Climbers.—Arbour.—Designs for Centre Bed.—Borders, nature of Soil requisite, Draining, Compost.—American border.—Distance at which American shrubs should be planted; why planted in peat.—Different plants used for edging borders.—Instructions for Edging.—Grave-Walks.—Distinction between Shrubs, Annuals, &c.

Page 1.

### LETTER II.

FEBRUARY.

Edging to borders.—Hints for planting Herbaceous Plants, as to height, colour, and time of flowering.—

Distance to be observed between roots and patches of seed.—Tools most necessary for a young gardener.—Evergreens, and their treatment.—Roots of Flowering Shrubs. — Pruning. — Turf. — Instructions for sowing Auricula and Polyanthus seeds, and hardy Annuals.—Marking Sticks.—Dividing Herbaceous Plants.—Plants flowering during the month.—Change produced in habits of plants by climate . . . . . Page 22.

## LETTER III.

## MARCH.

Dreariness of the garden at this season.—Flowers in bloom.—Succession bed.—Bed of Scarlet Anemonies and Blue Scillas.—Dig borders.—Advice as to Florists' flowers.—How to make border for Ranunculuses.—Garden made gay by Annuals.—Annuals to be sown in February.—Method of raising Half-hardy Annuals.—Those to be sown at the end of the month.—Seed bed for Perennials and Biennials.—Size of plants.—American shrubs and evergreens to be transplanted.—Rose-trees . . . . . Page 33.

## LETTER IV.

APRIL.

Neatness of the Dutch.—Hand weeding.—Hoeing.—Raking.—Tying up Herbaceous Plants.—Sticking them.—Plant out, or pot, Half-hardy Annuals.—Method.—Flowers in bloom during the month.—Edging of Heartsease.—Rockwork.—Tie up and protect Hyacinths and Tulips.—Cheap awning for them.—Reasons why plants require light.—Tender Annuals to be sown.—Raise Balm of Gilead and Verbena.—Directions for growing the common sorts of Carnations . . . . . Page 46.

## LETTER V.

MAY.

Basket sent.—Contents.—Roots of Dahlias, &c. preserved during winter, to be planted and propagated.—New Annuals.—Green-house plants to be put in warm border.—Cuttings to be made of plants sent.—Cheiranthus Tristis and other plants scentless during the day.—Directions for making and striking cuttings for different plants.—Flowers in bloom during the month.—Plant

## LETTER IX.

SEPTEMBER.

Carnations. — Transplant Pink Pipings, if rooted. — Directions for making Box edgings. — Collecting Seeds. — Plant out and pot Brompton Stocks. — American Border. — Prepare Peat for use. — Plants in flower. — Neapolitan and Russian Violets. — Carnations ; how prevented from bursting. — An old tree made ornamental. — Use of Latin names in Botany . . . . . Page 124.

## LETTER X.

OCTOBER.

In-door amusements more fitted to the winter season than gardening. — Prepare Bulb bed ; how to plant it. — Narcissus planted under a wall. — Treatment of Bulbs which are to blow in pots. — Reasons for such treatment. — Bulbous plants natives of dry climates. — Sand put to drain the roots. — Planting Tulips and Anemonies. — Take up Green-house plants. — Object of Cold Frames. — Clearing borders, and dividing herbaceous roots. — Prune flower shrubs, and put sticks to them. — Care to be observed in pruning shrubs to be transplanted. — Plants in bloom during the month . . . . . Page 134.

## LETTER XI.

## NOVEMBER.

Dig up borders, and trim roots.—Prune shrubs ; clean sticks.—Take off suckers.—Dig in dead leaves or rotten dung.—Plant Tulips and Ranunculuses ; protect them from frost and heavy rains.—Collect leaves.—Sweep and roll gravel walks.—Attend to Carnation beds, and Alpine plants.—Bodies which retain heat longest.—Effect of cold without snow, on Alpine plants.—Snow preserves plants in Alpine regions.—Alpine and English Springs compared.—Cold frame a substitute for snow.—Plant Alpine plants in dry situations.—Take up Dahlia roots, &c.—Plants in bloom . . . . . Page 148.

## LETTER XII.

## DECEMBER.

Vegetable Physiology attempted to be defined ; its importance as a science.—Chemistry necessary to a vegetable physiologist.—Gardening leads to love of order and

neatness.— Distinguished men, who have been fond of gardening.— Sweep and roll during the whole winter.— Attend to the frames, and prevent the plants in them from growing too freely.— Conclusion . Page 160.



FROM A PAINTING ON THE WALLS OF POMPEII.

# THE GARDEN.

---

## LETTER I.

MY DEAR HARRY,

January.

YOUR request that I should send you a monthly journal of my garden, and give instructions for the laying out and management of your own, gave me great pleasure. I shall indeed be happy to give you all the information I possess. My garden still continues a favourite amusement and occupation. As the season is hardly sufficiently advanced to make a mere journal interesting, I intend to devote this letter to the instructions necessary for the formation of the garden, and to give you the

result of all my experience on the subject. From my recollections of the shrubberies of ——, and from your description, I know exactly where the plot of ground allotted to you is situated. It is an oblong square piece, surrounded on two sides by the kitchen-garden wall and the paling of the orchard, and, on the other two, by the plantation, which is irregular on the longest side opposite the wall. It is a delightful spot, and so well sheltered, that the tenderest of our out-door plants will live and thrive there. I rejoice that it is quite shut out from the rest of the garden, as this will enable you to give it a character as a whole, without its being interfered with by the arrangements of your neighbours. I think, that as three sides of it are perfectly straight, the fourth should be made straight also, and then laid out in formal beds, in the Dutch



style, which is an excellent plan where there is but little space, and flowers only are intended to be cultivated; for though this method of laying out a garden supposes the intention of making each bed contain only one kind of flowers, yet I consider that it may be equally adapted to a mixed flower garden. Notwithstanding what I have stated, I am well aware of the beauty of the wild and irregular in the arrangement of pleasure grounds; but this, to produce a good effect, requires space; and, to be really beautiful, there should be inequality of surface, and the power of producing a variety of form, without confusion. It is indispensable also that the whole plan should not be seen at once, but this, with your little nook, you cannot hope to accomplish; I recommend you therefore to content yourself with neatness and regularity; conceiving your

main object is to have as much room to show off the flowers as possible.

Now for the rules as to the making the garden—the irregular piece, which you take off to make the parallelogram, or oblong square, may be planted with American shrubs; these, you will observe, grow well in the shade, and will not be injured by being close to the plantations. As soon as you have given the ground a regular form, make a border three feet wide in front of the wall, which I propose you should cover with creepers, and such beautiful flowering shrubs as, in this climate, require to be grown against a wall for protection; and I think, as show is your object, you will not mind sacrificing the two old peach trees, which cover it at present. This wall being towards the south, renders it invaluable. However bare and ugly it may appear at present, you will be

content when it is covered with the flowers of the *Bignonia radicans*, or trumpet flower, the *Jasminum grandiflorum*, or Catalonian jasmine, whose large white flowers tinged with red far exceed the common jasmine both in beauty and fragrance; the *Calycanthus precox*, or scented allspice, (which blows in the middle of the winter, and is so fragrant, that a single blossom is sufficient to perfume a whole room,) the mule and common passion flowers; and many others that I can name to you.

After planting the shrubs, which are to grow against the wall, the remainder of the border must be devoted to such delicate plants as require a warm situation, particularly to tender bulbs, of which there are many—but more of these hereafter.

Let a wide border be made under the unsightly paling which you dislike so much,

this, when covered with clematis, honeysuckles, Virginian creeper, &c., and the border filled with roses and shrubs, you will not be displeased with, but like it, I hope, as much as the sides next to the shrubbery.

Having now disposed of what you consider the *eye-sores* of your garden, and directed you to make a border round three sides of it, I proceed to the fourth. I remember, you enter through the shrubbery on that side: at first, I hardly knew what to propose that you should do with it, because the trees that bound it are so large, that a border under them would be of little use; till I recollected the pleasure we all enjoyed, two years ago, in building an arbour, and my promise of making you a copy of the drawing my eldest sister made of us whilst at our work (which I will send in my next letter). Our arbour is now

covered with creepers, the shrubs are grown large, and I have so much pleasure in seeing my sisters, when the weather is fine, bring their work or books, to amuse themselves in it while I am employed in my garden, that I strongly advise you to build one on that side, as near the trees as possible; particularly, as by planting a few evergreens round the seat, with some woodbines and trailing roses at the foot of the trees, you will soon have an arbour there. When I hear your determination on this point, I shall send plans and instructions for making this most useful ornament to your garden.

Thus we have disposed of all the outside parts as follows—first the peat border, for the American shrubs;—secondly, the ugly paling mantled over with creepers, roses, &c.;—thirdly, the south wall covered with the more

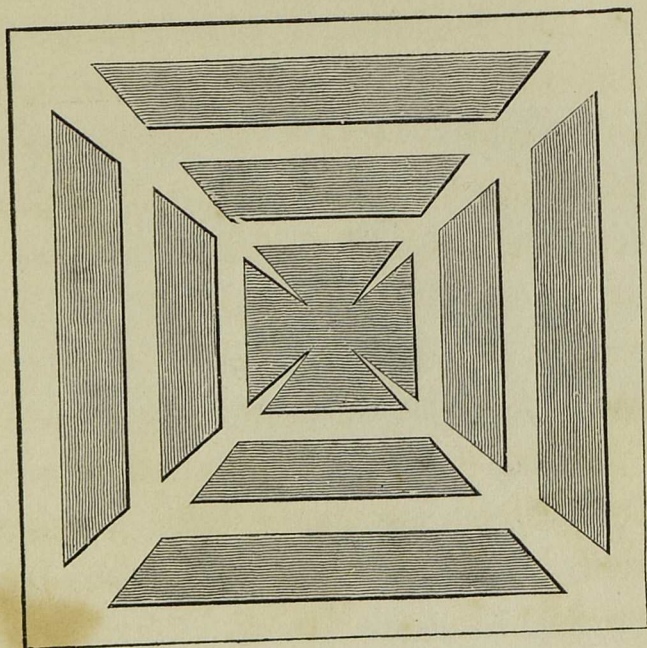
delicate and rare plants; and, lastly, on the shaded side, an arbour.

The middle of the garden, which is the most difficult to arrange, is next to be considered. I am somewhat at a loss what to recommend you to take for a centre: I think either an oval or a lozenge, with little beds arranged round it, corresponding with its shape, best suited to a small garden; but I have lately seen one so very pretty, that I must describe it. The centre was in the form of a Maltese cross, round which a continuation of narrow beds, divided by walks, were placed; they continued the same pattern, the whole still forming the Maltese cross.

The best thing you can do, will be to draw on paper several designs, and then choose that which you like best, and think most suited to the situation: I have attempted

January.

N<sup>o</sup>. 2.



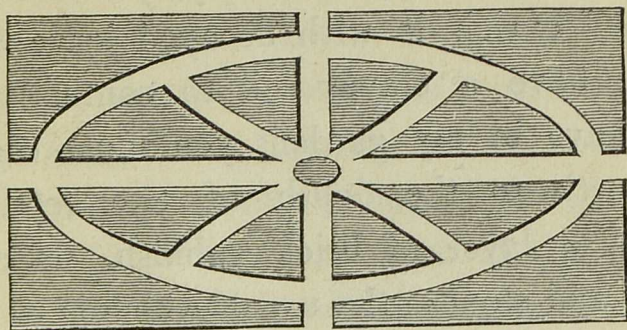
Page 8.

PLAN OF A SMALL GARDEN  
IN THE FORM OF A MALTESE CROSS.





to assist you in this, and send you two patterns. The dark parts are intended to represent the beds, and the white the gravel walks. I think, I should recommend No. 1, as it

N<sup>o</sup> 1

will suit the shape of your garden better than the Maltese cross; besides, the latter, to have a very good effect, should be cut out on a lawn, or, at least, there should be grass walks. After you have determined on your plan, mark out the borders with sticks, taking care that the smallest is at least two feet wide. The making these must be next at-

tended to; and this must be done with great care and patience, or the labour of planting will be lost. As much depends on soil, examine well the nature of yours: if it crumbles easily, and appears sandy, you need only dig and enrich it with decayed leaves; but if you have a clayey soil to contend with, as I have in my garden, you must dig out the earth to the depth of two feet, and put in a layer of brick rubbish, or coarse gravel and stones, the use of which is to drain off the water when there is much wet: this is quite necessary; therefore do not omit to do so, or you will probably lose the best plants in the winter: this happened to me, because I was too impatient to make my garden, and had no one to give me advice about it. You of course know, that most of the plants grown in our gardens come from foreign countries, from

countries that are warmer than England, and particularly from places where there is less rain. If, during the winter, when the plants are in a dormant state, the roots are too much soaked with wet, they get mouldy, and rot; they are also more liable to be injured when it freezes, by the water which is in the root, becoming ice. This draining of the borders is therefore the first thing to be considered; after which, fill them with a mixture of light loam, sand, and peat or bog-earth, if you have it in sufficient quantity; if not, you must be contented with the loam, some sand, and a very small quantity of rotten leaves; you should let the borders remain untouched a few days, to allow the loose earth to settle, or sink down, before you plant the roots, &c.

As to the border for American plants, the soil should be entirely sandy peat, or bog

earth; but if peat be scarce in your neighbourhood, you may dig holes, three feet square, and one foot deep, and fill them with it: in these plant the American shrubs, and you will find that they will thrive well for some years. As rhododendrons and azaleas grow large, they should be planted at the back of the border, and not too closely together: I should say that rhododendrons should be at least five feet apart, or they will soon become crowded, and spoil each other; this crowding is the great mistake of all young gardeners. Always bear in mind, that in planting you must have "a prophetic eye," and look at what the garden *will be*, rather than what *it is*. The reason why the shrubs I have named are planted in peat is, because it is their natural soil, — the ground they grow in when wild; you will see that their roots are composed of

a number of little fibres, not much thicker than hairs: peat soil being sandy, loose, and not clinging and stiff like clay, is therefore best suited for their small roots to wander about in, and to collect nourishment from the earth; for, you may well suppose that if they were planted in a clayey sort of earth, their fine roots could not penetrate through so stiff a mass.

As I have made it a point that you should not plant your shrubs too close, you may think the spaces between them will look bare and unfinished; in which case they may be filled up, in the spring, with stocks or other annuals, or biennials, or the different varieties of English heath, which grow in your neighbourhood.

When the borders are filled, they should be edged, before you set about making the

walks. Next to Dutch box, thrift is the best plant to use for this purpose; for though daisies, London pride, primroses, and dwarf periwinkle, make a pretty edging, yet some of these lose their leaves, and some grow too rapidly for a small garden; if, therefore you cannot procure the first, and dislike the second, I recommend you to take to your old work of twisting osiers, and surround your beds with basket work, because it will cost only time and trouble, and you will keep your money to buy those plants you most wish to have, and which you may not be able to procure from the gardener. The edging should be put down with great care: nothing makes a garden appear more untidy than crooked lines; therefore do not spare your labour; and to ensure the lines being straight, make use of a string, fastened to two sticks, stretched

along the part you intend to plant. To make your walks, (which should be of gravel,) you must dig out the earth, and this, if it be good for any thing, strew on the borders, to make them higher than the walks, they should be shelving on each side, to enable the water to run off. At the bottom of the walk, put about six inches of brick rubbish, and on this about six inches of gravel, throwing the coarser kind at the bottom. You will observe, that the drain to the walks will also serve as a drain to the borders, unless your soil, as I said before, be very clayey. After laying a coating of fine gravel at the top, and making the walks a little rounded, to allow the water to flow to the sides, they should be rolled. I ought to have told you before to make them wide enough to admit the roller, or you will not like their appearance in wet weather. I tell

you much of what the gardener will perhaps assist you in; but I think it right that you should know the reasons why these things are done, in order to see that they are well done; besides, I hope, you will find amusement in learning all these details: there are very few ready-made pleasures. I am sure, my sisters feel far more delight in the nosegays they gather out of their own garden, with which they decorate the school-room, than many young ladies do in the magnificent productions of their papa's hot-houses. The gardener brings into their drawing-room the fine amaryllis, passion-flowers, and cactus, which he has raised with much trouble and at such cost; and after the young ladies have stared at them, wondered if they smell, and learned their price, they are thrown away, or forgotten. My sister Jane has long cultivated



her garden with great care : she knows the names, habits, and method of treating and raising all kinds of flowers ; and, remembering the trouble she has had with them, likes them the more. She has undertaken the management of the flower garden, which, owing to my mother's delicate state of health, was much neglected last year ; and I am enabled now, through her kindness, to send you a larger basket of roots, &c. than my own garden would have afforded : it contains some very good shrubs, herbaceous roots, creepers, and seeds of annuals.

Before I tell you what to do with the plants I send, as you are a quite a beginner, I had better explain the difference between *shrubs*, *herbaceous plants*, *biennials*, and *annuals*.

The *shrub* is, in general, a low, woody, branching plant ; such are the rose, jasmine,

may wait till the season is more advanced, before you plant them out. You may plant now to run up a pole of your intended arbour, *Periploca Græca*, which is an elegant though not very showy climber. For the paling, I send plants of *Corchorus Japonica*, which will do well against it, and its bright yellow flowers will repay you soon for the trouble of planting, as they make their appearance very early. It is a native of China: and, though it stands the cold of our winter, thrives best in a sheltered situation, particularly as it blossoms when the weather is very unfavourable. The Virginian creeper grows very fast; its principal beauty however is the bright scarlet hue of its leaves in the autumn. I regret that the only American shrubs I can offer you, are a *rhododendron* and *kialma*. Plant in the rose and shrub border the snow-berry-tree, which is so

called, because, in the winter, it is covered with large semi-transparent white berries:—this, I think, you will consider a very pretty shrub, and it helps well to make out a winter nosegay. Besides these, you will find in the basket, many common herbaceous plants, for the other borders; but as the names are marked on all, I must refer you to the gardener, if you require any particulars as to planting. In my next, I will give the necessary directions for sowing the seeds of annuals, and answer any inquiries you may make; as I shall expect to hear of the safe arrival of the basket.

Ever your sincere friend,

FREDERICK.

## LETTER II.

MY DEAR HARRY,

February.

IF you have followed the directions I sent in January, your garden is ready to receive the plants and seeds, which should be put into the ground in the course of the ensuing months. The edging, whether to be of box or thrift, should be made now, as a garden cannot be planted with any attention to regularity before this is done. In planting shrubs and herbaceous roots, and in sowing patches of seeds, I must request you much to pay great attention, *first*, as to the height they will attain when in flower, arranging them so that the dwarf sorts may be in front, and the taller at the back. My beds usually consist of three or

February.



Page 22.

BUILDING THE ARBOUR.



four rows of plants, each row nine inches apart : —in the front are planted pinks, white and yellow alyssons, hepaticas, primroses, varieties of cowslip and oxlip, snowdrops, and crocuses ; in the next are stocks, sweet-williams, some sorts of campanulas, and peonies, &c. ; in the back rows, scarlet lychnis, poppies, monkshood, and other tall growing plants. *Secondly*, the colour of the flowers should be well considered, and great care taken to avoid placing two plants, whose flowers are of the same hue, together. *Thirdly*, the time of their flowering should be attended to, and, in a mingled flower garden, contrive so to scatter them about, as to prevent one part of your border appearing without blossoms, while the rest is brilliant from the number of plants in bloom in it. All this cannot be managed in one year : nothing but a little experience, and some care, will

enable you to attain any thing like perfection in the arrangement of plants, as to size, colour, and time of flowering. The roots, or patches of seed, must be placed at distances equal to the space between the rows, namely, about nine inches; the plants are not to be placed immediately behind each other, but exactly half way betwixt, to allow of all being seen. But should there be a walk entirely round the bed, then the tallest plants, of course, must be placed in the centre.

Hitherto, I have said nothing about garden tools: it is absolutely necessary for you to have a small strong spade, a rake, a trowel, a watering-pot, a Dutch-hoe, a birch broom, and a wheelbarrow of your own, in order that you may not be perpetually borrowing tools from the gardener, which are, besides, too heavy for you to use with pleasure: these you may



buy by degrees ; beginning with the three first, as being the most wanted.

I should recommend you to plant, about the middle of this or the next month, a few evergreen shrubs, such as *Laurustinus*, *Aucuba Japonica* (the golden-leaved plant) holly, arbutus, and Portugal laurel round the place where you intend to build your seat, or summer-house. These are all the shrubs of this description that I should think desirable for a small garden ; and I must caution you against placing any one of them in the middle of the flower beds, as is usually done by young gardeners, who are not aware how soon they grow too large for the place in which they are planted, and shade the border ; besides, in the summer, they have a very ugly dingy look. The only time at which evergreens appear to advantage is during the winter, even

then they should be planted in large masses, and your garden is too small to allow of this being done. Flowering shrubs, which have grown too luxuriant or straggling, should now be cut and tied up, their suckers taken away (which may be planted where they are most wanted to fill up vacant spaces), and the earth should be dug neatly about their roots: if, however, the shrubs are in a bed, in which there are herbaceous roots, it is better to use a fork than a spade, as it is less likely to injure the roots that have not yet appeared above ground. You will find the new plants require pruning in a short time, particularly those which are of quick growth; on this point, perhaps, it will be better to consult the gardener. I doubt whether I could give you any good general rules for managing this part of the gardener's art: for there are some trees

which do not bear pruning at all; such as the fir, larch, cypress, and cedar tribe; and on some plants the buds which are in the spring to produce flowers are formed on the old wood, (as the shoots of the preceding year are called) such are the double-blossomed peach, the syringa, &c.; and you must therefore be careful what you cut away. In general, the best plan is to cut off all the straggling shoots, and to shorten them to about half the length you wish the plant to grow; as, whenever a tree has been cut, it will shoot out with greater vigour, provided it be in health; indeed, cutting a shrub entirely down is often resorted to with success, when it appears to be dying, after all other means have failed to restore it to health. Besides shortening the branches, you should observe if there be any cross branches, that rub against each other; in which case,

one of them ought to be sacrificed; but, on these points, little can be learned except from experience. I shall, in a future letter, give a short account of the formation of the bloom and leaf buds: at present, I must confine myself to instructing you as to what ought to be done in the garden this month; and, therefore, I do not proceed so methodically as I otherwise might.

Turf is generally laid about this time; but, from the size of your garden, I do not suppose any will be required. I ought to have mentioned, while I was writing on edgings, that a border of turf, six inches wide, cut very close, makes a very neat edging, but more labour and attention is required to keep it in order than box, and it does not answer well, except where the beds are very large, and the edges consist chiefly of straight lines: besides

the corners of turf are apt to be trodden down and worn out.

It is in February, that the seeds of auriculas and polyanthuses should be sown in boxes; but these and all the flowers usually called *florists' flowers*, (among which are carnations, tulips, anemonies, &c.) are so difficult of cultivation, that I advise a novice in gardening to be contented with possessing a few of the hardiest auriculas and handsomest polyanthuses in his borders, and not attempt to grow the finer sorts.

I begin in this month to sow, in patches, *hardy annuals*, which are to remain in the borders where they are sown; such as lupins, sweet-peas, candy-tuft, Virginian stock, and pink and yellow hawk-weed. In sowing these I take away a little of the earth from the place

where the seed is to be sown, and after making the place quite even, I sprinkle a little seed on it, cover it over with fine light mould; the seeds must be sown deeper in the earth, according to their size: lupins and seeds of the same description ought to be put in separately: a ring with six lupins planted three inches apart will make a good patch.

The places where seeds are sown should always be marked by sticks, having the names of the plants on them; because, in sowing the second time, it is proper to know what is in the ground, that you may not put flowers of the same colour too near each other. The sticks are to be prepared in the following manner: some laths must be cut into pieces six inches long, and made pointed at one end, and smooth on one side of the other end, on which a small quantity of white paint is to be rubbed with a





Hellebórus Niger.

*Christmas Rose.*



bit of flannel, as thinly as possible, and the names of the seeds written with a black-lead pencil while the paint is wet. This process will effectually prevent the rain from effacing what is written on these markers. Herbaceous plants may be marked in the same manner, only that part of the stick which is put into the ground ought to be dipped in pitch, to prevent its decaying during the winter.

You may now divide and replant the roots of any hardy herbaceous plants that are too large; this is therefore the season to ask for such roots as the gardener or your friends can spare.

The only flowers that have yet made their appearance in my garden, are the Christmas rose, yellow aconite, and a few anemones and snowdrops. The yellow aconite is one of the earliest of the spring flowers; it is very gay and

common. I almost recommend you to make an edging of it, by putting a row quite close to your box edging : in May it will produce seeds, and the plant will die down and remain at rest, till again, at the end of nine months, it is called into action by the early spring. This aconite (the common or popular name of which I do not know) is, I believe, a native of the countries where the snow lies long, and, on the melting of which, the plant and flower come forth at once and live through the short summer, awaiting to be again buried during months of snow. It is singular, that variation of climate should not vary the habits of plants ; but, although plants that come from warm countries, are, by degrees, made to bear the cold of this climate, still the alteration made in what may be termed the habits of the plant, is very small. You must hope but little on



*Eranthis Hyemalis.*  
*Winter Hellebore, or Aconite.*



this subject, which, however, you will, I think, find very interesting, when you know more about gardening, and grow in the open air some of those beautiful plants, which have, till very lately, been entirely confined to our stoves, and which are now successfully cultivated, during the summer, in our gardens. But I must now wish you all possible pleasure in your new amusement, and subscribe myself,

Yours very sincerely.

---

### LETTER III.

MY DEAR HARRY,

March.

YOU complain of the garden being dreary, and expect a flourishing account of mine : this is a bad sign ; it seems that you are

not contented with your own, and begin to covet that of your neighbour. I am almost inclined to send a long letter on this subject. Do you then suppose that I have a secret method of flowering lilies and roses in the open ground in March? As your crocuses, hepaticas, and primroses are in bloom, your garden must be nearly as gay as mine is; for, besides those I have named, I can only boast of having in flower a patch of white alysson, which is in a sheltered bed, and a little plant or two of English heaths in the peat border. But, perhaps, as you consider the bright patches of crocuses make the rest of your garden appear more desolate than if they were away, you may prefer, another year, disposing them in the same manner that I have planted mine; I must therefore give a description of my *succession bed*, as I name the border

into which I have collected all my Spring flowering bulbs. It is diamond shaped ; at each corner are placed anemonies, and hepaticas, of the last of which I possess five varieties, the double and single blue, double and single pink, and single white ; but as the single white is not very showy, and does not grow freely, I have not given it so distinguished a place as the others. Entirely round this diamond, and close to the box edging, is a row of yellow aconite, the seed of which was sown last June ; and next to that one of double snowdrops : then comes a row of the early crocuses, which are called *cloth of gold*, and which have the merit of opening when there is no sun, which is not the case with the other sorts : after these, there is a row of blue crocuses, then one of white ; rows of the late flowering yellow and dark blue, follow. Next

to the crocuses, are three rows of hyacinths ; and the middle is filled with early tulips, which, though not of the finest kinds, make a very good show when in blossom. You are, perhaps, surprised at my possessing so many bulbs ; I have but little money to spend in purchases, and as I think the greatest pleasure consists in raising plants oneself, I did not buy these, or at least only a few ; I have been some time collecting them. The different sorts of crocuses, I have long had ; and as they increase very rapidly, a good stock is soon obtained. The hyacinths are those which have been forced in pots, and were given to me by the gardener, year after year, because they were too much exhausted to force again. I, therefore, planted them in good soil, that they might recover strength, after the unnatural way in which they had been treated. The tulips



were mostly offsets, obtained at different times, and which in two years become good flowering roots. Opposite to this bed is one, of the same size and shape, which I have filled with scarlet anemonies and blue hyacinths, or wild scillas, dug up from the woods and hedges. These two kinds flower together, and the colours contrast admirably; the idea was taken from a bed of red anemonies and dark blue hyacinths; but, as I was unable to buy the latter, I substituted the blue scilla which abounds in our woods. These borders are the pride of my Spring garden. In order that the anemonies should flower at the same time as the scillas, they should be planted at the end of October. The aconites, snowdrops, crocuses, and hepaticas, are all that have flowered as yet; but the hyacinths are so very forward, that I expect they will be in bloom in April;

I shall, in my October Letter, tell you how to plant these.

I have been extremely busy since I last wrote, digging some borders, which were neglected last autumn. I have had many herbaceous plants to divide and replant, and am now going to make a bed for some ranunculuses, which I have raised from seed. The spring-planted ranunculuses flower very late, they must therefore be planted in a shady border, as the sun in July is often too powerful for them. Since you have got some roots, and are determined on growing them, I shall copy from a book on gardening, the simplest method of making a suitable bed; but, as I said before, I do not recommend you, whilst a beginner, to cultivate what are termed *florists' flowers*. When you know more on the subject in general, if you feel inclined to grow carnations, ranunculuses,

auriculas, &c. I should advise you to buy “Hogg on the Carnation,” which is an amusing and very instructive little book. — But to continue my instructions:—the bed for ranunculuses should be from eighteen inches to two feet deep, and not raised more than four inches above the level of the walks, in order to preserve the moisture more effectually. At about five inches below the surface should be placed a stratum of two-year old rotten cow-dung, mixed with earth, six or eight inches thick; but the earth above, where the roots are to be planted, should be perfectly free from dung, which would prove injurious rather than beneficial, if too near them. The fibres will draw sufficient nourishment from it at the depth mentioned; but if the dung were placed deeper, it would not receive so much advantage from the action of the air, which is

an object of consequence. The surface of the bed should be raked perfectly flat, and the roots planted in rows, at the distance of about five inches from each other. It is better to plant in shallow trenches, made nearly two inches deep, than to make holes for the reception of the roots. The making the holes hardens the surrounding earth, and the holes are sometimes not well filled up, and there is then an open cup left at the bottom, which holds the water, and not unfrequently causes the root to rot. A little clean coarse sand should be sprinkled into the trenches, and the roots should be placed with the claws downwards, from three to four inches asunder, according to their size. When the trench has received the roots, it should be carefully filled up with the same earth that was taken out, so as to cover the root exactly one inch and a half. It

is not usual to plant ranunculuses intended for show (i. e. to blow in the greatest perfection,) after the middle of February. I have, however, planted them in patches in the borders in March, and they flowered there very well; so that, if you think the preparing the bed too troublesome, you may put them in one of your shadiest borders, and you will have a good chance of their blowing tolerably well.

As it will require some time to get a good collection of herbaceous plants, you must be contented, this year, with annuals; and you will find that you can make your garden quite as gay with the commonest of these, as with many of the rarer sorts: continue therefore sowing the following seeds, in the course of the month—*Mimulus lutea*, or monkey flower, sweet peas, pink and yellow hawkweed, flos Adonis, larkspur, Venus' looking-glass, (the

large sort called *Campanula pentagon* is very handsome,) mignonette, convolvulus minor, Mediterranean stock, lavatera, or any other hardy annuals.

In order that the half-hardy annuals should blow early, it is usual, about this time, to sow them on a gentle hot-bed, or in pots placed near light, in a garden frame, or greenhouse; but, unless you can transplant, or prick them out, as the gardeners say, into another frame, when they come up, or pot them, about four in a pot, and keep them in the frame, or greenhouse, till they can be safely planted out in the open borders in May, it is better to wait till the end of the month, or the beginning of April, before you sow the seeds of ten week stocks, Indian pinks, marvel of Peru, French and African marygolds, China asters, &c. If you have no garden lights, you may, for the

purpose of raising the half-hardy annuals, make a bed of a little hot dung, and put about three inches of mould on it; before you sow the seeds, bend over it some hazel sticks, in the form of hoops, and throw a mat over the hoops, at night, to protect the seedlings from the frost, giving them the full benefit of light and sun in the day time: but as this will be a troublesome operation, I should advise you, this year, to apply to the gardener for all the common half-hardy annuals, as he will, of course, have a hot-bed to grow them on. I will send, in May, seedlings of the newest sorts of annuals which have lately been introduced into this country. I have told you how to raise them, in case you wish to do so yourself.

While on the subject of sowing seeds, I must advise that, some time in this month, a bed

be sown with perennials and biennials, so as to have them ready to plant out in the autumn; the best are wallflowers, rose champions, sweet williams, Canterbury bells, foxgloves, French honeysuckles, scabious and Chinese hollyhocks; the three latter will probably flower this year. When the plants make their appearance, the bed must be thinned out, and the seedlings, as soon as they have five or six leaves, should be planted in the places where they are to remain. But beware of crowding your garden by planting too many, as they will all grow large and tall, except the wallflower. Consider also, when you plant out seedlings, the size they will be when full-grown, and allow sufficient space for them to attain that size, without injuring the plants that may be near them.

More American shrubs and evergreens this



month may be planted, if required ; they must be taken up with good balls of earth attached to the roots, that the smaller fibres may be disturbed and broken as little as possible. Continue also to transplant rose trees, and to take suckers from them, in order to make new plants ; taking care, however, that the suckers have roots, otherwise you will not succeed in removing them ; or at least it will be long before they recover. I hope to hear that you are better pleased with your garden than when I last heard from you, and that you think it will soon be as great an amusement to you, as mine is to, dear Harry,

Yours affectionately.

## LETTER IV.

MY DEAR HARRY,

April 6th.

WHEN I recommended that your garden should be laid out in the Dutch fashion, I forgot to remind you that neatness is the peculiar character of the Dutch, both in their gardens and their houses: I hope this hint will not be thrown away, especially as you will soon find that sowing and planting are not the only employments of a gardener: weeds will soon begin to grow; and as it is only the sluggard who has weeds in his garden, I hope none are growing in your little patch: it would be a sure sign of idleness if any were found. In so small a garden, the weeds must be pulled up by the hand as fast as they make their appearance.

I do not at all approve of hoeing in a flower garden ; it may be done in a shrubbery, or where the borders are filled with coarse-growing herbaceous plants, or where they are so wide as to make it impossible to weed them without trampling down the earth. As soon as the beds are weeded, loosen the earth between the plants a little with a hoe, previously to raking the border : raking, however, requires some care, and will be better learned by watching a gardener perform this work, than by any instructions I can give. When a border is well raked, it is perfectly even and smooth, and no scratches of the rake are left behind. I leave it to your own discretion as to how often it is necessary to weed and rake : the oftener this is done, of course the neater the garden will be. I find, by always pulling up the weeds as fast as they come through, that (though I have a large

piece of ground to take care of) it is not necessary to weed and rake it as regularly as it is to sweep it: this should be done once a week. After a shower, as soon as the gravel is sufficiently dry to prevent its sticking to the roller, the walks should be always rolled.

When the herbaceous flower stems begin to shoot up, and appear to require support, they should be tied with twisted bass to sticks, of different lengths, according to the height the plant will attain; the bass being previously soaked in water, to make it tough.

Continue to sow both hardy and tender annuals, to keep up a succession of flowers: this is an important point to attend to; it will require some experience and forethought, to prevent your flowers from being so sown or planted, as to blow all at one time.

At the end of the month, begin to plant out

any half-hardy annuals that are ready; or, if your soil is stiff, pot them, three or four in a pot, and keep them in a frame, green-house, or sheltered with hoops and a mat at night, and turn them out after they have rooted well and begun to grow; by which means, they will not be so much checked by the change, as in transplanting them at once from the hot-bed into the open ground. This reminds me that I ought to tell you it is necessary to pay great attention to keeping the roots of plants that are grown in pots well drained; to effect which, a piece of broken pot, or tile, is placed over the hole at the bottom of the pot, and brick rubbish, broken small, should then be put in so as to fill up a fourth of it; but all this care is not necessary in potting annuals which are in the course of a few weeks to be transplanted into the border. The broken

brick or tiles at the bottom, ensure the surplus water passing off through the hole at the bottom; if they were not placed there the water mixing with the earth at the bottom would remain, and rot the roots of the plants.

My garden promises to be gay very shortly: the hyacinths are beginning to burst; the violets, white alyssons, double primroses, (of which I have the common yellow, the purple, the white, and the crimson,) wallflowers, daffodils, and crown-imperials, are in flower; some other more tender plants, I expect, will blossom before the month is past: among these are the common *Pulmonaria*, or lungwort, with its pretty variously-coloured bells, some pink, some purple, and others dark blue; the Canada columbine, (rather a scarce plant,) *Fritillaria* of different kinds, *Orobus vernus*, (a small pink pea, to my taste, the prettiest early herba-



Orobus Vermis.


*Early Flowering Orobus, or Bitter Vetch.*

*Pub.<sup>d</sup> May 1831, by J. Harris, S.<sup>t</sup> Pauls Church Yard.*









Iris Persica.

*Persian Iris.*

ceous flower we have,) and the beautiful Persian iris, which appears to some people to possess a perfume as sweet and powerful as the violet, while to others it is perfectly scentless. *Sanguinaria Canadensis* will flower in the peat before the month is over: it is a plant I admire, as well on account of the leaf, as because all plants in blossom at this season of the year are valuable.

One of my greatest favourites is the hearts-ease, of which I have twelve very distinct varieties. I have planted an edging of these, by dividing the patches into separate plants, round a border I lately made for rock plants, in a very dull corner of my garden, where nothing grew before but dark brown trefoil. With the aid of a few large stones, clinkers, and flints thrown carelessly about, and the intervals filled with fine mould, and planted

with different sorts of dwarf cistus, houseleeks, periwinkle, the small variegated leaved sort of snap-dragon, that you must have seen on old walls, &c., I have made a very pretty addition to my borders, in a part of my garden that was formerly very ugly, and on that account always neglected.

It is usual for persons who have hyacinths and tulips to tie them up to short sticks, as soon as the flowers begin to be top heavy. When you have a bed of fine hyacinths, you must protect them from sun, rain, and wind: the sun not only causes the blossoms to fade, but shortens the time of their continuance in perfection. The rains and winds of this month are equally destructive: indeed, an April storm will sometimes strip off half the bells from the flower stalks, and snap in two some of the heaviest and finest blossoms; so, if you

wish to make a good show, and to double its duration, build a cover over them. The great tulip and hyacinth fanciers have a temporary awning for this purpose. The plan I have adopted is cheap, and is as follows. Get stakes four feet long; stick a row of them on each side of the bed, eighteen inches apart; drive them a foot into the ground, and tie rods between them, to reach across the bed, to support the awning; this awning may be made of any cheap material, such as coarse calico, or old canvass, or a mat thrown over will answer the same purpose; but care must be taken to remove this covering at all times, except during the full sunshine, or when there are driving winds or rains; if not, you will deprive the flowers of light; and as all vegetable colours depend on light, the blossoms, without it, will be pale; and the *instinct*, if

I may so call it, of plants leading them to seek the light, its absence causes them to expend their strength in growing tall in search of more, and then they become what is termed *drawn*. You will soon learn this property of plants: and observe that those grown in the shade are always both paler and taller than similar kinds grown where the light is admitted freely, and that the colours of plants, particularly the green, depend on light, and light only: this may soon be proved by putting a pot over any growing plant, and you will find that it will lose its green colour; but that when the light is again admitted, it recovers it. Hence the common process of blanching or whitening endive for the table by tying up the plant with bass, so that the light is shut out from the inner leaves, the putting pots over sea-kale, and covering up celery with

earth; all of which being deprived of light, soon become white.

Among the tender annuals, which should now be sown, are cockscombs, tricolours, globe amaranthus, ice plants, stramoniums, egg plants, and balsams. The three first named are too tender to be planted out in the borders, till very late in the season, when they are in flower, and should not therefore be sown by any one who has not a green-house or frame to grow them in, as they cannot safely be put out of doors till they are nearly full-grown. I should not advise you to have more than two or three egg plants, as they are more singular than showy; the purple variety is the handsomest. *Datura stramonium* is very handsome, but produces but few flowers. You might sow some seed of balm of Gilead, or raise plants from cuttings: this is a perennial

plant, very useful to plant out in May, as it grows freely ; on account of the delightful fragrance of the leaf it is very useful for the green part of a nosegay ; and when dried it continues highly aromatic, and is a great addition to a pot-pourri (or sweet-pot). The greenhouse *Verbena* also may be grown out of doors for the same purpose : against a wall, it will live during the winter. I must tell you it is a deciduous plant, that you may not imagine it to be dead when you see it stripped of its leaves.

May is the month in which carnation seed ought to be sown. I have already said, that it is necessary to be what is called a florist, in order to grow these flowers in perfection ; but nevertheless, I have been so much amused by raising varieties of them from seed sent to me from Berlin, (where they are celebrated for



carnations,) that I cannot help giving a short account of my method of managing them; it is very simple.

The seed is sown at this season in pans, and set near the light in the green-house, or in a frame, or even in the open air, if there is neither frame, nor green-house. As soon as it comes up, the pans are taken out, and placed under an east wall, and sufficiently watered in dry weather. In June, the seedlings are planted in a bed of fine light mould, in rows, six inches apart, and kept well watered during dry weather. In the autumn, hoops are put over, (in the way I have already directed with respect to hyacinths,) in order that they may be covered over with mats in frosty or wet weather, the wet being quite as injurious as the frost. In the beginning of April following, every other one may be transplanted

into the borders, and the rest left to flower in the bed.

In the course of the next month, I shall send a basket of plants with my letter, but I shall probably have so much of my spare time taken up with digging up the plants I send, naming and packing them with moss, that I shall not perhaps have time enough to write so long a letter as usual. As you desired to have two or three sketches of our garden, I have sent one; and you may expect to have one occasionally, when I have time to copy it; for I cannot yet draw from nature well enough to present you with any of my own.

Ever your affectionate friend.

April.



Page 58.

THE YOUNG GARDENERS.



## LETTER V.

MY DEAR HARRY,

May.

YOU will receive with this letter a basket, containing some half-hardy annuals, and green-house plants. I also send a few roots of Dahlias, marvel of Peru, and *Commelina caelestis*: these roots were taken out of the ground in the autumn, before the frost had set in, the earth was shaken from them, and they were placed on a shelf in the green-house during the winter. You must treat them in the same manner if you wish to preserve them for the next year: a closet or cellar, if not too damp, will do equally well. They may now be planted in the ground; and if you want more Dahlias, or marvel of Peru, you must

propagate them, by taking off cuttings, with a small piece of the root, called the *tuber*, attached to each: these should be put into pots, and set in a frame, or green-house, till they have struck; or if you can crib a fortnight's berth for them in a corner of a cucumber bed, they will strike root much quicker; and they may be sooner planted in the open ground, so as to flower this year. If, however, you strike them in the hot-bed, you must put them into the green-house, to harden, as it is called, that is, to make the change of temperature less violent before you plant them in the garden. If you took them out of the hot-bed, and put them immediately into the ground, the sudden and great change would almost kill them. This treatment applies to all plants raised in the same manner. These cuttings will flower the first year, quite as well as the



Eschscholtzia Californica  
*Californian Eschscholtzia.*

Pub<sup>d</sup> May 1831 by J. Harris, 5<sup>th</sup> Pauls Church Yard.









*Eriothera Lindleyana.*

*Lindley's Eriothera.*

old plants; and I think you will find this the best month to take the cuttings.

Among the annuals I send, are three new sorts, which have been lately introduced from North America by a collector: pray give them the best places under your wall, and save the seed with great care. They are marked *Clarkia pulchella*, *Escholtzia Californica*, and *Ænothera Lindleyana*. *Escholtzia* cannot properly be called an annual, because its root, if taken up and kept during the winter in sand, will flower again when replanted in the spring; or it will live in a dry situation through the winter. Its beautiful deep chrome yellow flowers are not unlike those of the horned poppy, which I have seen on the sea-shore. I find that this plant sows itself so freely that wherever I have planted it I have the next year had hundreds of young seedlings come up round

the old plant. There are many plants that are more easily increased by allowing the seed pods to ripen and drop the seeds on the ground, than if they were gathered and sowed with the greatest care ; when you find this the case it is well, in the autumn, when the seed is nearly ripe, to rake the ground a little round the plant, and not to permit it to be disturbed till the young plants have come up. I believe the reason for these plants increasing spontaneously, is, that the seed requires to be sown as soon as it is ripe.

I advise that you plant out the green-house plants which I have sent, in your warmest border, where they will flower far better than in pots : you must take cuttings from them, whenever you see any fit, which will be when the shoot has attained its full size. These cuttings must be kept in a green-house, or cold frame,



*Clarkia Pulchella.*

*Pretty Clarkia.*

*Pub<sup>d</sup> May 1831, by J. Harris, S<sup>t</sup> Pauls Church Yard.*



during the winter : you will find it better also to take cuttings of those geraniums and greenhouse plants which you plant out, than to take up the old plants as they never, in my opinion, thrive when confined in pots, after being allowed to grow freely, which they do when planted in the borders ; besides, the cuttings do not occupy half the space of the old plants. The sorts I send are quite common ; and should you not succeed with the cuttings, you will replace them, next year, for a few shillings : the prettiest plant among them is *Calceolaria rugosa*, which will be covered all the summer with bright yellow flowers, which appear at first sight like little balls, till, on examining them, you see the reason why it is called *Calceolaria*, or slipper wort : you need not take cuttings of this plant till the autumn. You will admire also the *Petunia*

*nyctaginiflora*, which is very nearly allied to the tobacco plant, and is commonly called white tobacco. You will find two kinds of *Penstemon*, and *Lychnis coronaria*:—the latter is a most splendid flower, and I should recommend its roots to be taken up in the autumn and potted, as it is an herbaceous plant, and cuttings of it may be struck, next spring, when it shoots up. I think you will be pleased with the pretty purple *Verbena aubletia*; but the very eye of the packet is the *Verbena melindris*, its bright, deep, rich scarlet surpasses even the best geranium's colour: it is nearly a new plant, but it grows as freely as grass: every slip you stick into a pot strikes root and soon flowers: it will not stand the winter any more than the *Verbena aubletia*; so that you must plant some cuttings in pots in the month of





*Lychnis Coronaria.*

*Chinese Lychnis.*



August, and keep them in a green-house through the winter.

There is in the basket one plant, *Cheiranthus tristis*, or night-flowering stock, which, when you see it first open, you will wonder why I, who profess to grow showy flowers only, should have sent it, as its small, dirty-looking blossom will not appear to have the least merit: you will smell it; and if it should happen to be morning when you do so, you will feel tempted to root it out as being both ugly and scentless; but have patience till the evening, and you will find its perfume as singular as it is delicious: it is one of the freest flowering plants I know, and will not leave off till killed by the frosts; and I think the more blossoms you gather, the more it produces.

This is not the only flower which emits

no odour during the daytime, though it is the commonest of this description, and the sweetest, excepting always the pretty *Erinus lychnidea*, the scent of which resembles vanilla. This, however, is a green-house plant, and is difficult to manage, being what gardeners call *miffy*; which means, that it suddenly dies, without any apparent cause; though I believe the cause to be too much water, and want of sufficiently well-draining the pots, as I have before explained. I planted out the only one I had, last year, in a warm border, after it had flowered in the spring: and it seemed to like the treatment very well, as it flowered again in July: it is not, I am sorry to say, so easy to raise from cuttings as most green-house plants.

As I have mentioned making cuttings several times in this letter, I ought to give a few

directions on the subject. In the first place, all cuttings should be made with a sharp knife, exactly below any joint from whence leaves spring forth, as it is from these joints that the roots proceed. Next, you will find the wood of some plants, such as roses, &c. and, indeed, I believe, of most shrubs, requires to be what is termed ripe, that is, to have attained its full maturity, or growth, before it is fit for cuttings; while again, in others, as heaths, &c. it is impossible to strike cuttings from any thing but the young tender shoots. I know no rule, by which I can tell you how to distinguish between those plants which require to have the cuttings taken from the old or from the young wood. If the wood, when mature, is very hard, it is found not possible to make it strike roots, except in a young state: these are exemplified in the case of

heaths, where the wood is extremely hard; and in the case of roses, where it is soft and full of pith in the middle.

The pots, in which cuttings are to be struck, must be well-drained; and as many cuttings may be put in, quite close to the edge of the pot, as it will hold without crowding them, if they do not require being covered with a small glass, which is only necessary for cuttings of very tender plants, as heaths, or such as are made very early in the spring; in which case, they are put close together in the middle of the pot, and a small bell-glass, or a finger or water-glass put over them. Very little water need be given them, enough only to keep the cuttings alive, as more will cause them to rot: they require also to be shaded from the sun and yet to have plenty of light; they ought to

be potted off singly in small pots, as soon as they have taken root.

As almost all green-house plants will strike during the spring and summer months, it is not advisable to defer taking cuttings till the autumn; because, in most cases, the young plants would not be sufficiently established or rooted in the pots before winter; and they ought to be kept from growing during that season. Nothing weakens plants so much as growing when they should be at rest: this you must have noticed in the case of common flowers that are forced, or brought into flower early in the spring: which require a full year to recover their vigour.

While on the subject of propagating green-house plants, I must recommend to your notice a book,\* which, when you can afford to

\* Sweet's *Botanical Cultivator*.

buy it, and have acquired a little more experience, you will find very useful as a manual, particularly as it will inform you by name, how to strike each different plant; and is one of the few books that are of much use to a person generally fond of flowers: with this, and a little experience, you will soon become a tolerable gardener.

My tulips will soon be in full bloom and beauty. Besides jonquils, I have *Muscari moschatum*, or musk hyacinth, the flower of which is not pretty, but makes amends for its want of beauty by its fragrance. In the peat border, I have a beautiful and rare kind of *Uvularia*. The cinnamon and China roses are beginning to open: I have also some columbines, yellow alysson, and *Anemone pulsatilla*, or Pasque flower, an English plant, and very beautiful; besides several varieties of the *Ane-*



*mone hortensis*, or scarlet anemone ; of these last I have a whole row, and their scarlet heads look like a line of soldiers. I could name a few other plants, either in flower or just bursting ; but I only know their Latin names, and I fear to tire you with a list of them.

If you have any Indian pinks, or stocks, which have been preserved in pots during the winter, you ought, even perhaps before this, to have planted them into the borders. Continue also to plant out such tender annuals as are fit, and endeavour to do so on a gloomy day ; or, if the sun be powerful, shade them with a flower pot, which you must take off at night, or when it rains : they must also be watered till there is a shower ; after which, I should think, they will not require it.

You may at this time sow some of the half-hardy annuals in the open borders, they will

flower late in the autumn, if the season be at all favourable. The best and most showy of these are Indian pinks, Marvel of Peru, French and African marygolts, *Chrysanthemum tricolor*, and *Persicaria*. Remember however that the latter is a very tall plant. Put in also every month till July, where you have room, a few seeds of common annuals, and they will flower even as late as November.

I think that, what with weeding, raking, tying up flower stems, planting out what I have sent, and keeping them watered till the first shower, you will have more than enough to do, till I write again.

Your's, very sincerely.

## LETTER VI.

MY DEAR HARRY.

June.

IT will now be time for you to take up those bulbs, of which the leaves are nearly decayed. I can fix no particular day for this operation; because, as the bulbs flower at different seasons, so the leaves also will decay at different times; but the general rule is, to take them up carefully, as soon as the leaves have turned yellow, and to lay them under a south wall to dry and ripen; taking care to cover them with fine, dry, sandy earth, in layers, so that they may not touch each other. When the leaves are quite decayed, remove the bulbs, and spread them to dry under shelter of a green-house, or in a room; and,

finally, after cleaning them from the dirt, take off their old coats, or skins, and put them away in bags, or drawers, in a cool dry place, till they are wanted for replanting in the autumn. Do not fail to look at them, to see that they do not get damp and mouldy; if this happens, they will most likely rot.

I must here explain why bulbs are taken up every year: the great object is, in this, as in all other operations of gardening, to imitate Nature: to make the existence of foreign plants, as near as can be what it is in their native place. Tulips, hyacinths, and most of those bulbs which are taken up, come from countries where the whole summer is dry, and in winter the ground is covered with snow; the spring rains alone call them into life and flower. Travellers describe whole regions in Persia as being covered in the spring with

enamelled carpets of *Scilla* (hyacinths), tulips, and other bulbous plants : long drought succeeds the rains of spring, the leaves die away, and the plant rests again under the dry earth till the following spring. As, in our country, they can have no dry earth to rest in during the summer ; the best imitation of their natural state is to take up the bulb, and keep it dry, as it would otherwise be rotted by the summer rains, or caused to grow in the autumn ; in which latter case, the plant would not flower in the spring, as the flower stalks would be killed by the wet and cold of winter, before, or soon after, it came to the surface.

There is another point on which I must guard you, namely, not to cut off the leaves of tulips, hyacinths, and other bulbs, whilst green. This is often done by ignorant gardeners ; and the plant is thereby either killed,

or injured for a long time. You will easily understand the reason of this; nature having provided that, in the very earliest of the spring, the plant should throw up its leaves, and, soon after, its flower stem: it has no time to lose. When the spring goes, the rain for the year is at an end; and there is, as we have just seen, no time for the formation of the flower and the roots in early spring. As soon, therefore, as the tulip, or hyacinth, has blown, new force is collected from the sap in the long green leaves, and the rudiments of the flower and leaf for the next year are formed in the heart of the root, where they lie dormant through the winter. If then you cut away the growing green leaves, you destroy the means of making the flower and leaves for the next year; and you might almost as well at once root up the plant. This applies to

crocuses, lilies, &c. You must not, therefore, in your taste for neatness, tear away any green leaves of bulbous roots, or your future prospects of bloom will be blighted. If you wish to be convinced by experiment, of what I tell you, (as, indeed, you should be, in all things relating to natural history,) you have only to cut in two a hyacinth root in July, and you will then see the rudiments of the leaves and flower already formed for the succeeding year.

But to return to my directions. I must advise you now to make pipings of pinks, if you can procure any good sorts, or to make some, at any rate, from your own; as these plants require to be renewed annually, in order to preserve their colours, and to procure fine flowers. For this purpose, dig a bed of rich earth, half a foot deep, let it be the size of the

hand-glass you intend to use, and sift the mould through a coarse sieve ; press the mould firm, and set the hand-glass on the bed to make a mark, that you may not plant any of the pipings beyond where the edge of the glass comes ; then take the slips from the plants, pare a little bit off at the hard end, and cut off a few of the bottom leaves : it is usual also to cut about half an inch from the top leaves ; but, as I have shewn that plants receive nourishment from their leaves, the most scientific gardeners consider it wrong to do so. After this, with a small pointed stick, prick them into the bed, about an inch apart ; water them gently, but well ; this settles the earth round the part in the ground, tightly. If this were not done, the air would get to the wounded part of the plant, dry up the juices, or sap, and prevent the formation



of the new root. Then put on the hand-glass, so close that no air can get in ; let them have strong sun heat, but no air till they begin to grow : water them plentifully, with a fine rose to your watering-pot, and they will strike quickly.

If you have more room under your hand-glass than you require, you may put in some cuttings of China and moss roses, or any other kinds of roses, which will strike at the same time. Yet, if you have more than one hand-glass, it is better to keep the pinks separate. Carnation cuttings will strike in the same manner ; and so will scarlet lychnis, double rockets, rose champions, double wall-flowers, sweet-williams, yellow and white alyssons, and Indian pinks. Slips of all these plants strike better than cuttings : by slips, I mean the small branches of the plants slipped or pulled

off at the part where they spring from the main stems, or stronger branches ; in all cases, a small piece should be cut off the hard end with a sharp knife, before the slip is put into the ground.

You will find much trouble now in keeping your garden as neat as a Dutchman's, unless you are very active in sticking and tying up such herbaceous and annual plants as require it ; and in cutting off old flower stems and broken shoots. The sweet peas should have branching supports, and the convolvulus major long slender poles to twine round. You should now plant out the remainder of the tender annuals, or they will not have time to grow before the season forces them into flower : keep them well watered till they have taken root.

The Canterbury bells, rockets, and all the

perennial and biennial plants, sown in the spring, which are for the next year's stock, should now be planted in beds, at about six inches from each other, till the autumn, when they may be transplanted into the borders. Bulbs of belladonna and Guernsey lilies, Colchicums and autumn crocuses, should be planted about the end of this month, to flower in the autumn. Do not confound the two latter, as they are different plants: the Colchicum is often called *autumn crocus*, which it is not in reality. The stamens of the flower of the real autumn crocus, of which there are several varieties, produce saffron; the root of the Colchicum is used in medicine.


You ought now to put in practice the instructions I gave you in my last Letter, for making cuttings, as June is reckoned a good month for striking green-house plants.

Chrysanthemums may now be propagated in various ways : the most simple is, to take off a single stem, with some of the roots adhering to the bit pulled off : this method ensures success : the plants require only to be potted singly in small pots, watered, and placed in the shade till they have rooted ; but it is considered, that cuttings make the handsomest plants, and produce most flowers : to make them, about five joints should be cut from the old plant, and set, either singly, in thumb pots, or several, in larger pots : they must be put in a frame, or under a hand-glass, till they have struck, when they may be taken out, and transplanted into larger pots.

I have lately been employed in constructing a very pretty ornament for a corner of my garden ; and as you may make one yourself with very little trouble, I will explain how I



June.



Page 83.

RUSTIC FLOWER STANDS.

set about it. The main part is merely a round flat basket, in which some plants were sent from a nursery-man : this is set on four short stakes, with some crooked pieces of wood nailed on them, as rustic work, in the same way as the rustic seats and tables are made : these branches are fixed on, to prevent the four legs having a formal appearance : the inside is smeared with melted pitch, to prevent its rotting : this, however, may be dispensed with, as the basket is easily renewed : it is then filled with fine rich mould, and in it are plunged pots of all sorts of tender annuals and green-house plants. I had previously made some holes in the sides of the basket, into which holes I introduced several trailing plants and creepers, which look extremely pretty ; some peeping out covered with different coloured flowers ; others twining round the

wicker-work; and others hanging down, and in some places touching the ground. To manage this well, I found it necessary, when the basket was partly filled with mould, to open the wicker-work a little in places; and, after putting the plant inside, I drew it through the hole, leaving the roots only in the basket, which I then continued to fill with mould. The plants I have put in it are, first, *Calceolaria rugosa*, of which I sent you a specimen; *Lobelia splendens*, *Mimulus rivularis*, *Petunia nyctaginiflora*, *Senecio elegans*, or purple groundsel, and China asters; and round the edge, a border of heartsease, of different colours. The earth at the top of the basket is covered with moss, pegged down, so as to conceal the pots that the plants are growing in: when any of these go out of bloom, they are replaced by fresh pots. Very pretty tables







Lobelia 'Siphilitica.

*Blue American Lobelia.*

*Pub<sup>d</sup> May 1831, by J. Harris, St. Pauls Church Yard.*

and vases are constructed somewhat in this manner: I shall send, in my next Letter, a sketch, which I lately made of some: perhaps, as you are a good carpenter, you may contrive to make one, if not exactly like it, at least in the same style. Out of the sides peep *Verbena melindris*, the pretty small blue *Lobelia*, and the yellow *Nummularia*, or moneywort, which, though an English weed, and found in any wet meadow, is not to be neglected, since, in damp shady places, where scarcely any other plant will grow, it creeps upon the ground, covering it entirely with its bright green leaves in the spring, and in the summer with its golden flowers, which are not unlike strings of sovereigns.

You see, I have been fully employed since I wrote; besides, I have had much work to do: my box edgings have been clipped, and my

gravel has been weeded ; this is very necessary, otherwise the seeds of the weeds, which spring through it, if allowed to ripen, would be scattered all over the garden. I am now very busy tying up carnations ; cutting off their small flower buds, in order that those left may blossom finer ; and tying fine bass round those flower pods that are rather round than long, to prevent their bursting : and this I do to my fine pinks. I also slit the flower cup a little lengthwise, at every notch, to make it open evenly, and form a fine round flower. My garden now fully repays me for all my trouble : it is extremely gay, for the roses are beginning to flower. The *Phlox ovata*, the *Iris Germanica* (or common blue iris), the *Papaver Orientale* (or fine scarlet herbaceous poppy), the *Fumaria nobilis*, the *Geum coccineum*, a beautiful new plant, but now getting common ; the

double and single yellow Welsh poppy, and a very pretty blue flower, called *Lithospermum Orientale*, are among those in blossom at present, in my common borders, which I most admire. The peat border is still more shewy than it was last month, as the azaleas and rhododendrons are in full bloom: there is, besides, in flower in it, a rare little plant, the *Rubus arcticus*: this plant bears a small pink flower, resembling that of the common blackberry, to which family it belongs; and though, in appearance, like a blackberry, it is very delicious to eat, and somewhat similar to the cloudberry, so common in the highlands of Scotland.

I had nearly ended my Letter, without giving you a valuable piece of information, which is, that you must not fail to sow, in an eastern border, and in fine sifted mould, some Brompt-

ton stock seed, to have plants which will flower next spring; if you can put a hand glass over the seeds till they come up, so much the better; after they are up, take off the glass. I should have been sorry if I had forgotten this; because, next year, owing to my carelessness, you would have been without stock plants, for these are to be kept through the winter, to flower in the spring. I must not be so careless of your interests in future. I fear, I am often led away by a desire to talk of my own garden, from subjects which are of more interest and consequence to yours.

Ever your sincere friend.



July.



Page 89.

ARRANGING THE NOSEGAY.



## LETTER VII.

MY DEAR HARRY,

July 7.

YOU are now, I suppose, enjoying the fruits of your industry, and your garden is brilliant with flowers. Without meaning to moralize in any great degree, on the subject of labour sweetening pleasure, I think what I have before written, and so often told you, now comes convincingly on your mind. Until you had yourself reared plants, learned the means of doing so, saw when you failed, and found out the reason why you did so, the pleasure you enjoyed in the mere looking at a flower, when little else than its freshness, its scent, and its beauty pleased, was very different from that which you now feel in regarding those which you have raised yourself.

I never meant to persuade you that gardening is the most important of occupations, nor that the lessons you are to learn from it are of such consequence that nothing else is to be sought after; yet, as we must all have amusements, I think few will deny that gardening is one of the most rational. It conduces to health, gives pain to no living thing, and, without any very great exaggeration of its merit and praise, you may, by devoting your play hours to your garden, learn things that may be useful hereafter.

As I have got into a moralizing strain, let me impress on you the value of a habit of keeping all things neat, and in due order. The advantage of so doing will be considerable; the neglect of it must prove fatal, as well to your garden, as to whatever else you may engage in. I could write you a long letter on this subject;

having myself experienced the value of this habit, it will give me pleasure to point out to you all its advantages, in the hope that you may be induced, even in early life, to adopt maxims of arrangement and order, both in thinking and acting.

You cannot hope to succeed in your garden, nor indeed in any other occupation, without reflection, —without really and fairly attending to whatever you undertake, or plan; and if you once acquire this habit with regard to your garden, it will extend to the rest of your duties and occupations; the consequences will be, facility of action, even under embarrassing circumstances; time always at your disposal; your mind free from anxious perplexities, such as beset persons who have no determined plan of action; and that respect and consideration in the world, which punctuality and decision of

character never fail to command. But, lest you should begin to doubt whether I am writing a discourse on ethics, or an epistle on horticulture, I must return to your garden and to mine.

Among the gayest things which your garden boasts of, I suppose the common annuals, sown in the spring, are not the least showy. I know not what you may have besides these in flower; but, in addition to my roses, some of which are still in bloom, I have, among the herbaceous plants, *Phlox stolonifera* and *Phlox amœna*; *Spigelia Marylandica*; the white, the blue, and the purple *Tradescantia Virginiana* (or spiderwort); *Dianthus superbus*, whose pretty lilac flowers are deliciously sweet; *Campanula Carpatica*, which I consider one of the most splendid of a very handsome tribe of flowers; *Hemerocallis cœrulea*, *Anchusa Italica* and *sempervirens*; *Lobelia si-*



*Hemerocallis Cærulea.*

*Chinese Day Lily.*

*Pub<sup>d</sup> May 1831 by J. Harris S<sup>t</sup> Pauls Church Yard.*



*philitica*, which is singular from its colour; and many others, too numerous for detail: all, however, making a mass of colour, and a show, which, I consider, puts me high among young gardeners.

It is in July that I always lay such carnations as I wish to increase. I grow none that are very tender; but I have a great many showy border carnations, which I have raised chiefly from seed; these remain in the ground all the winter through: I have occasionally potted a few layers, to blow in pots; but they require such constant attention, that, unless you can devote much time to them, and have, besides, very fine varieties, they are not worth the trouble. The manner in which you must set about making these layers is as follows: clean away all weeds and litter from the roots of the plants to be laid, and spread fine mould,

about two inches thick, round them, that it may be ready for the young roots to grow in: have some small pegs, made from fern stalks, or small branches of trees; cut off a few leaves from the lower part of the shoot, and take about an inch off those at the top of it; then, with a very sharp knife, cut a slit half through the shoot between two joints, at about the middle of it, turning the sharp edge of the knife upwards; cut the slit through the first joint to the middle between it and the one above it: then make a hollow in the mould, bend down the cut part of the shoot, peg it to the ground with its head up, and cover the slit part with about half an inch of mould. You may lay as many shoots as you like, and as are fit, in this way; the only thing to be avoided, is taking such as have begun to send out side shoots, for they will not strike.



You will see the reason of this process : you create a wound at a joint ; and where plants are wounded, many have a tendency to make roots when covered with earth : so far this process is the same as that which takes place in a cutting, except that the cutting is entirely separated from the parent plant. There are some plants, however, which will not send out roots when entirely separated, yet will strike when a wound is made, and the communication and circulation are kept up with the parent plant. This is called propagating by layers. In many cases, plants will strike both from cuttings and layers ; but the latter are more certain, because of the communication between the old plant, which keeps alive the half-separated cutting until it has formed new roots on the part divided ; after which, the layer becomes a new plant, nourished from its

own resources, and may be safely separated either by transplanting to a bed, or by potting. This may be done in the autumn or in the spring.

If you do not understand these directions, or consider the operation of laying too troublesome, you may raise carnations by pipings, in the same manner as you would pinks; but they do not strike so freely as the layers, and the plants are much weaker, because they are longer in perfecting strong roots.

There are many varieties of carnations: florists have divided them into Picotees, Painted Ladies, Bizarres, and Flakes. The flowers of the Picotees have a white or yellow ground, and their edges are fringed or jagged, and spotted with scarlet, red, purple, or other colours. The petals, or leaves of the flowers, of the Painted Ladies, are coloured on the

upper side only, and white beneath. The Bizarres are striped with three or more colours ; while the Flakes are of two colours only. The edges of the petals of all except the picotees, to be perfect, should be round and smooth. Carnations with round pods are apt to burst ; to prevent which, they should be tied round with a thin bit of bass, and slit a little at every notch, in the same manner as I directed with respect to pinks. It is usual also to cut circular pieces of card, about two or three inches in diameter, with a hole in the middle, of the size of the bud, to receive the lower part of the petals : just below the notches of the cup : a slit is cut on one side, to allow the petals to expand as much as possible. This is put on before the flower opens.

You must pay great attention now to weeding, sweeping, tying up flower stems, and cut-

ting down such as are out of bloom and decayed. No garden can appear neat, in which these little things are not attended to.

The seeds of some of your spring flowers are now ripe ; therefore gather those you wish to save, and, after drying them in the air, clean them from dirt, and put them away in small bags, or packets : it is better not to take the seeds out of the seed pods, as they keep much better in them (or, rather, do not dry too much); but they should be picked from the stalks, otherwise they take up too much room.

My carnations now occupy the greatest part of my time : what with laying some, and attending to those that are coming into bloom, I am fully employed. The laying, you will find, is rather slow work, as it must be done with great nicety.

While writing on the subject of carnations, I must tell you of a plan, adopted by a gentleman who is passionately fond of this flower, in order to shew, at any time of the year, specimens of the varieties he possesses. When they are in full bloom, he chooses from each, the handsomest petal, and gums it down on the leaf of a blank book kept for this purpose; afterwards, he covers over the petal itself with gum, which preserves its colour; opposite to each petal is the name of the flower, or number of the pot, from which it was taken; so that when, at any season, he gives his friends cuttings, or plants, he can shew them, at the same time, the kinds they are taken from.

You may still continue to raise all sorts of greenhouse plants from cuttings, likewise sweet-williams, pinks, &c. though it is better to do this earlier. The pinks and carnations, that

have been raised from seed last year, will blow about this time; and such as are not worth preserving ought to be rooted up whilst you can distinguish them. Any shoots of the good ones, that are fit, may be laid. I need not, I think, repeat every month my instructions concerning watering (in dry weather) those seedlings, or newly planted roots, that may require it. You will always be the best judge yourself of what absolutely wants water; and I need only caution you not to give too much, especially where the soil is strong, or close, as over watering will occasion the plants to grow too much, and thereby exhaust their strength in leaves; in which case, the flowers will be but poor and few.

You must continue to take up such bulbous roots as have lost their leaves, and put them away till the time for replanting arrives.

Crown imperials, martagons, and red lilies, should not be long out of the ground, and may be moved now, if you wish to do so.

I think you must have seen and admired the standard rose-trees, which of late years, it has been the fashion to plant in most flower gardens, on lawns, and even in shrubberies : they are themselves so formal that they are a great addition to a Dutch flower garden. As their price is rather high, it may not be amiss to inform you how they are made to grow in this manner ; and as this is the season for budding roses, you may perhaps be tempted to try your skill.

The best mode of making standard roses is, to dig up from the hedges some strong plants of the wild dog-rose, and cutting away all side shoots, leave one stem : this may be done early in the autumn, or in the summer, from the

end of July till August. At about the height you desire your tree to be, you must insert in the stem, two or more buds of such roses as you wish to grow on the standard. This operation of budding, which is very simple, consists in taking one of the buds when completely formed, together with a piece of the bark attached to it, and after cutting a slit in the bark of the standard, or stock, as it is termed, putting the bud into the slit. This is done by slightly raising up the bark on each side of the slit, then pressing the inserted bud down in the place of the bark you have raised, and tying a piece of wet bass round the stem, so as to keep the bud in its place, and exclude the air from the wound. The circulation of the sap enters into the bud, just as it did into the bark of the parent stem; and, in the following spring, the bud will shoot out, in the same manner as the



other buds of the plant. You must, however, cut away all the branches, except those in which you have inserted buds, and shorten the ends of these; you will have in a short time a large rose-tree, the stem of which is a dog-rose, while the branches consist of shoots from the buds of other sorts you have inserted. I do not hope that you can actually perform budding from this description: I have merely stated the general process. Ten minutes' practice, under the direction of a gardener, will enable you to perform the operation, which, though it requires care and neatness, is very simple.

I should here call your attention to the study of vegetable physiology; for, without some idea of this, you will not understand why the bud, so inserted should grow, or why, having once discovered that it will grow, you may

not insert a rose-bud into the bark of an oak, with an equal chance of success. This subject is absolutely necessary for you to understand, if you wish to become a good gardener, and to reap all the instruction and amusement which is to be derived from attending to your own garden. But it is too long for this present Letter, and I must defer my intention to some other opportunity.

---

## LETTER VIII.

MY DEAR HARRY,

August 3.

I FORGOT, when writing on the subject of carnations, to remind you of the tree-carnation, which is a very desirable plant, and has the merit of being hardier, and of blowing

longer, than any other variety. Planted and trained against a wall, it will begin to blow in June, and continue to do so sometimes even after the early frosts have set in ; potted and put in a frame, it will flower till Christmas. Should you be able to obtain cuttings of this plant, they will strike under a hand glass. I think you will have no difficulty in procuring them, as it is a flower the cottagers appear to be very fond of ; for I often see it blossoming very finely against their houses. Many of the poor, at least the most industrious and meritorious of the poor, are passionately fond of flowers ; and I have always found them much pleased when asked for cuttings of any favourite plant. This I have no hesitation in doing, when I see they have enough ; because I always have it in my power to make them some return, and because also I hope that no-

ting and admiring their little gardens may induce them to continue so simple and innocent an amusement, and to pass those few hours which they can spare from labour, in the midst of their families, rather than in idleness or at the alehouse.

It is remarked that those artisans whose employments are most sedentary, such as weavers, &c. are also more particularly fond of growing plants, and are, in fact, great florists. The Spitalfields weavers have small gardens in the neighbourhood of Bethnal Green, where they cultivate auriculas, tulips, &c. The Manchester and Birmingham weavers are celebrated for their auriculas. These flowers are, in many cases, a matter of profit as well as amusement to the cultivators: florists have instituted societies, or meetings, at which they adjudge prizes to those who produce the finest

flowers; they also sell at high prices any new and very fine variety they may have raised.

I have so often spoken of florists, that I think I ought to explain what is meant by the word, lest you should confound it with the terms *gardener* and *botanist*, which have very different significations. A *gardener* I define as one generally fond of, and conversant in gardening—who indiscriminately grows all plants which come in his way, and which his space and means allow him to cultivate. A *florist* is one who confines his attention to the particular cultivation of some two or three plants; carnations, pinks, tulips, hyacinths, auriculas, and ranunculuses, are the principal flowers: and these are well selected, for three reasons: they are all beautiful; they all run into numerous varieties, so that every grower is continually raising something new; and they are

flowers which improve, perhaps more than any others, by great care and cultivation. The same tulip, or auricula, grown one season without more than the ordinary care of a general gardener, and grown the next with all the care bestowed by a professed florist, will be so different, that you can hardly imagine it to be the same. Minute attention to the soil, to the time of planting, to the watering, to the shading, all conduce much to the improvement of the flower. Dahlias and geraniums are now also beginning to be considered as florists' flowers, and they come very well within the class. I do not advise you, however, to be a florist: there is but little variety in his garden: proverbially speaking, "his eggs are all in one basket:" the wire-worm, a swarm of earwigs, or a storm of hail, may destroy the hope and beauty of a whole



August.



Page 109.

GARDEN SPORTS.



year, at the moment when he expects to reap the reward of his care. Besides, a florist's views being confined, his notions of excellence become very refined, and often fantastical. Great importance is attached to the shape and colour of a flower, that has but little to do with its general beauty, and depends chiefly on its rarity: add to this, the best flowers of each class are often very dear, from their scarceness, and the great demand for them.

A *botanist*, again, is totally different from both a florist and gardener, though the two are often confounded by people who ought to know better than to use wrong terms. One of the Misses M. whom you may remember having seen here, said, the other day, while walking in my garden, that she was not aware I was a *florist*; and, in two minutes after, her mother praised the beauty of my pinks and

roses, was glad to see I was such a good *botanist*, and wished her daughters might become equally learned: she was sure, it was not for want of books, for they had all the best books on botany at home. Now, if the young ladies should ever take the trouble to grow pinks and roses, to please their mamma, and look into all their "best books on botany at home," I suspect they will find nothing about the matter in them. I hope, however, that you will be a botanist to a certain extent, as it adds much to the interest of gardening. Many of the best gardeners are botanists.

Botany is the science of distinguishing and classing plants, according to their peculiar characteristics; and affords the means of recognizing the marks whereby each individual species may be known from another. I cannot here enter into the whole scope of the science;

you will find enough to satisfy you on the subject, if you look into one of the dictionaries or encyclopædias which you have at home. You will there see how important it is to be able to class and name plants with such certainty, that on seeing a plant you may discover, by its character, under what class it is arranged, and by what name it is called. Consider, even in the case of these Letters, what facilities this science has afforded: I have been able, in two words, to point out, with certainty, the plant I mean. I tell you the name of the family, or, I should call it, *genus*, to which a plant belongs—say, a *tulip*, which is the genus; and as there are many sorts of tulips, I add another name, which designates the particular sort of tulip. Now, by referring to any botanical book, which contains the description of the genus *tulip*, you will see whether the flower you fancy to be a

tulip, agrees with it: if it does so, you have gained one step towards ascertaining the true name of your plant. But, as you find by your book that there are many sorts of tulips, you examine the plant, and read the descriptions of the different kinds, until you find one that corresponds with your flower, and then you have both genus and species. Now, if this sort of character had not been applied to this particular plant, and I wanted to describe it to you, what difficulty should I have found in making you understand, by letter, that one I wished to describe! Try yourself to write such a description of a plant, as shall give every one who reads it a true notion of what you intend to speak of; distinguish it from all others in colour and shape, both of leaves, flower, mode and time of growing. The time which you would find that this would take would be

almost endless; besides, the talent and powers of remark which would be required, both in the describer and the reader, would be considerable. Botany is a new science: in ancient times, there were no such divisions of plants, and therefore none or few of those described in the works of old authors, can be with any certainty known. The mode of dividing plants into classes, is done by taking some particular parts of the flowers as characters, and all that answer in that respect are ranged under the same class; thus you will find what are termed the *anthers*, always of the same number in a tulip, and this is made to form one of the signs, or marks, of the family; and it is by knowing thoroughly these signs, or marks, that a botanist is able at once to distinguish any flower. Suppose, therefore, a person wishes to tell you all the flowers he finds growing on

the Alps, and he sends you a list of three hundred names of the different genera, adding to the name of the family or genus of each, what is termed the *specific* name, to shew which particular kind belonging to the genus is intended. Thus, on half a page, he can tell with certainty, all the plants he wishes to describe: and although you do not yourself know them, yet by referring to some botanical work, you are made acquainted with their history, habits, &c.; but if these means had not existed, what difficulties would there not have been in describing each particular plant! Indeed, nothing short of an actual picture would be sufficient. I shall be glad to learn that you are not content with growing plants only, but determine to know them scientifically, and also their uses and properties. The first book on botany you

look into will shew you how imperfect is my description of the science.

I have made a long digression, but, I trust, not an uninteresting one. I now continue my directions concerning carnations. If you have not laid as many as are wanted, or if those which are laid have not taken root, you may continue to lay them during the beginning of this month; but it is not advisable that this should be delayed till August, for, unless the weather be very favourable, these layers will not have time to make strong roots before winter comes. The stems of such as have done flowering should be cut off close to the roots, and the same may be done by the rooted layers which you intend to pot and keep in frames during the winter. After they are potted in fine rich light vegetable mould, with

a small quantity of loam, they must be set in a frame and watered. During the hot days, they ought to be shaded from the sun, and allowed no air till they have rooted, which you will know by their leaves becoming erect; after which, give them air, by degrees, till you can venture to take the glass quite off. I have told you what to do, but it is not my practice to pot all my layers; though I generally keep a few carnations in pots, lest a very severe or wet winter should destroy those left out in the borders. I therefore take off half my layers when they have rooted, and set them in a bed as I do pinks, and protect them during the frosty and wet weather with hoops and a mat, in the same manner as I have before directed; the other half I leave on the parent plant, and in the spring transplant them into the borders.



You may lay Indian pinks, sweet-williams, or any plants of a like nature. Indian pinks, however, are rather tender, and do not so well stand a hard, or wet winter.

I have talked about shading weak plants from the sun, and excluding air from cuttings, &c. without however telling you the reason; and so far I have erred: for, when you learn the reason, you will know when you ought to do so. The sun and air dry up the sap or moisture of plants, and if a plant be weak, (which it is when transplanted, because the roots, being disturbed, and many of the small fibres injured, it cannot exercise the office of collecting new sap or nourishment,) then the object is to save as much of the nourishment in the plant from being exhausted as possible, by keeping away the sun and air, until it is in a state to furnish a full supply of sap. The

same observation applies to a cutting which has no roots : here it is material, except in the case of very freely striking or rooting plants, to keep all the sap in the plant until new roots are formed to supply it with more ; and hence the reason of putting cuttings under a glass, which excludes the air ; but, whenever the roots are formed, the glasses should be removed, as, by excluding the air, little sap is exhausted, the roots are not called on to supply much, and therefore do not grow ; and the plant dwindles away. Try this, and be convinced ; one failure, with the cause of it found out, will often teach more than twenty successful experiments. Adversity and misfortune in all things are good, though hard mistresses.

If you have any wish to raise bulbous roots from seeds, these should now be sown in pots

or boxes; but it will be so long before these seedlings come to perfection, even with great experience and care, that I should advise you to procure offsets of crown-imperials, marta-gon lilies, irises, and others of this description: pæonies also should be planted now.

I shall send, when I take them up, bulbs of the magnificent *Ferraria tigridia*, (tiger flower,) which I have succeeded in raising from seed so well, that I had this year a large bed of flowering plants of my own raising. Its flower is, in my opinion, the handsomest among the bulbous-rooted, but, unfortunately, it is also the shortest lived; though it compensates for this, in some measure, by producing daily, for nearly three months, new flowers. I shall send also one bulb of a very handsome yellow variety of this plant, which is called *Ferraria conchiflora*.

You may begin now to transplant and propagate most sorts of herbaceous roots, by dividing them, or by slipping off pieces of the plant, which may be either potted or planted in the borders. This work will depend, of course, on the state of the weather: should there have been no rain, and the ground be hard and dry, it must be deferred to a fitter time, as also transplanting into the borders the seedling biennials and perennials which were sown in the spring. When you transplant under a burning sun, before the plant can recover, the sun takes away the moisture, and the plant either dies, or is so long recovering, that the season passes away before it is able to produce its flowers. In case you should be unavoidably obliged to transplant in hot weather, shade the root with a garden pot, which should

be taken off at night that the plant may have the benefit of the dew. When a plant which is too large to be covered by a pot is transplanted, a deep basket will answer the purpose ; indeed, small baskets are preferable to pots, and are manufactured for the purpose of covering plants, at the establishment for the relief of the indigent blind.

I am now going to sow mignonette in pots, to keep in a cold frame through the winter. When the seedlings come up, I allow only four plants to each pot, and give them as much air as possible during the winter. After they have flowered in the spring, I cut them down, and turn them out in the borders, where they make good plants, and flower again sooner than the spring-sown seed. I am also busy collecting plants for the rock work, which I

told you of: among these, saxifrages are what I am most desirous of obtaining: now is the fit time to divide them.

My garden continues to be very gay; though the first blaze has passed off. I have in flower three sorts of *Lobelia*; and, by the by, I ought to have told you to get a plant of each in the spring, as they are easily propagated by dividing the roots, either as soon as they have flowered, or in the spring: some of mine, in a peat border, are now four feet high. My *Salvia splendens* (scarlet sage), promises to be very fine shortly; and the *Amaryllis lutea* is flowering very well; but the China asters are at present the greatest attraction of my garden, as the dahlias have not yet opened sufficiently to shew all their beauty. I have many things, besides, among the herbaceous plants; such as *Asclepias tuberosa*, different varieties of *Phlox*, *Astrantia*

*minor*, and three sorts of *Liatris*, (*viz. spicata*, *squamosa*, and *scariosa*.) The geraniums, and other green-house plants, planted out in May, are flowering well, especially four varieties of *Chelone*, which I raised last year from cuttings. I am now going to strike cuttings of *Calceolaria* and *Petunia*, or white tobacco, to keep through the winter.

I have written a longer letter than usual to-day, but it will be the last long letter you will receive from me on gardening; as I shall have towards the close of the year, but few instructions to give.

Ever your affectionate friend.

## LETTER IX.

MY DEAR HARRY,

September.

I HAVE already said so much on the culture of carnations, that I fear I shall tire you; yet I must add, that if you have potted any layers, and they are already rooted, they should be taken out of the frame, and a small quantity of water given to them in dry weather. I have written more on carnations than on any flower, perhaps because I have myself raised so many showy, (though not what are considered valuable varieties,) that it has become my favourite flower: besides, I find the seedlings easily grown in borders. They flower at a time when the blaze of hardy annuals and



roses is past, and before the most tender flowers begin to blossom; added to this, I think the perfume of the carnation nearly as delightful as that of the rose or the violet, the plants remain a long time in flower, and do not occupy much space.

I ought to have told you, in my last Letter, to transplant the pipings of pinks when they have struck; this is easily known, because they begin to shoot up as soon as they have roots. I should not think they will be much hurt from being kept under the glass, if they have been allowed air since they began to grow: this you must not fail to do with all cuttings, before they are transplanted into the borders, or the sudden chill occasioned by removing them at once from the heat of the glass, added to the disturbing of their roots, would seriously injure them. If you wish to

have a bed of pinks next year, prepare one now of light mould, rake it smooth, tread it down, and plant the pipings in rows, five or six inches apart, and let the rows be at the same distance from each other. Next spring, take up every other plant, and put them where they may be required, in the borders. It is not advisable to plant pipings at once in the borders, as on account of their small size, it is easier to water a bed of them, than to look for them among other plants, and they are therefore better attended to when together.

If you did not plant box edgings in the spring, the latter end of the present month will be the time when this should be done; and any edgings that have grown too thick, may be divided. Slip the box plants, (each piece having roots,) and plant them thick enough for the shoots to touch each other, so

as to form an edging close enough to prevent the gravel getting into the borders. I have already told you how to ensure the edges being straight.

You must have found it necessary to redouble your attention and labour last month, in order to keep your garden neat; weeds at this season, as well as flowers, grow apace: there must also be added to the usual work of tying up, rolling, cutting off dead flower stems, raking borders, &c. the additional trouble of clearing them from the leaves of trees which may grow near, and which, if left on the beds, give them a very untidy look.

You must continue to collect seeds, and dry them as I before directed. Be particular in choosing a dry day for gathering them; for seeds are apt to decay, if put away in a damp state; from carelessness in this respect on the

part of those who raise seeds for sale, great disappointment accrues to the purchaser. Some seeds require to be gathered before they are perfectly ripe; for when they come to full maturity, they burst their pods and are lost; for example, the balsam, which is called *impatiens*, or *irritable*, from the seed flying out when the seed vessel is touched. This property of the balsam is very striking, and is well worth your minute observation; it is one of the many and admirable means which Providence has taken for the dispersion of seeds, in order to continue the propagation of the species. You will observe the elastic spring which the seed vessel gives when touched; so as to throw the seed to some distance. This property is more remarkable in the wild English balsam, or *Noli me tangere*; and still more in the spurting cucumber, or *Elaterium*. I shall not digress into

an account of the different modes by which seeds are scattered: you must have remarked those which have downy wings attached to them, as those of the thistle, which float in the air for miles; others are carried to great distances, by birds, &c. These subjects are amusing, nay more than merely amusing, they serve to display the wisdom of Providence in the creation; they show how great must He be who ordained and governed even these minute things; and how kind must He be who created all for our enjoyment and use.

I desired you, in June, to sow some Brompton and Ten-week stocks: such plants as have shot forth half-a-dozen leaves may be potted, to be kept through the winter in a frame; a few may be pricked into the borders, to take the chance of living through the winter: if they do live, they will blow finer than those in the pots,

though not so early. The pots must be well drained, as stocks do not thrive well if kept wet. About four of the Ten-weeks may be put into that sized pot called a forty-eight; but the Brompton stocks should be potted singly, to flower finely. Like all other plants, they must be watered and shaded till the roots are established, and then treated in the same manner as the mignonette; allowing air whenever the weather will permit, or they will grow too tall, and the lower leaves will fall off: stocks merely require to be kept from frost and damp.

If you intend to increase the size of the American border, you ought now to get some fresh peat, and put it in a heap; turn it over occasionally, that all parts may be in turn exposed to the frost, which will cause it to fall to pieces; next spring it will be fit to use. Pro-

cure also some light loam for potting, or making new beds.

My dahlias are now in full bloom, though I cannot say they are as fine as I have had them in some seasons: this I attribute to the quantity of rain that has fallen this year: it was the same with the China asters: they, like all the tender annuals, grew so much after they were planted out, that they became too large and coarse, expended their strength in foliage, and flowered indifferently. Besides many of the plants, which I mentioned in my last as being in flower, I have now *Phlox pyramidalis*, *Aster amellus*, and *Cyclamen Europeum*: these, added to the dahlias and a few hardy annuals sown late, keep up the reputation of my garden very well. Among the most delightful flowers in bloom, at this season, I consider the Neapolitan violet to hold the highest rank: its colour is pale lilac; its

scent, though not so powerful as that of the common violet, is more delicate; its great merit is flowering at this season. There is another description of violet, the Russian, which is perhaps more valuable still than the Neapolitan, since it flowers during many of the summer and autumn months.

I have lately seen a new method for preventing the pods of carnations from bursting, which I think superior to the old one: it consists in cutting off both ends of a broad bean, and thrusting out the contents: the skin of the bean, which is remarkably tough, is then drawn over the pod of the carnation; there it dries, and its toughness prevents the carnation flower from splitting it. This plan is better than that of the card, which is unsightly.

We have turned what was formerly rather an ugly object on the lawn, into an additional



ornament to the garden. You must remember the cherry-tree, under which we have so often sat and played together : for some years it has been dying, and the gardener wished much to cut it down. We resisted this, because this tree has always been called “ the children’s cherry-tree.” Last year, I begged permission to make a border round it, and promised Mamma, if I did not succeed in making it ornamental before the end of the present autumn, that we would no longer interfere to save it from being rooted up. In the border I planted, against the tree, variegated and Irish ivy, and every kind of creeper that I could procure : my plan succeeded admirably ; all have survived, and the tree is more than half covered with a luxuriant foliage far superior to what it naturally should possess. The Ayrshire rose, different sorts of clematis, and

several other trailing plants, have successfully decked it with flowers. The Virginian creeper and ivy will be its last ornaments. I have also increased the width of the border, and filled it with varieties of heartsease.

Dear Harry,

Your affectionate friend.

---

## LETTER X.

MY DEAR HARRY,

October.

I AM delighted to hear that you found my letters short; I infer from it, that our correspondence continues to be interesting. I have now so few general instructions to give, that I must confine myself to finding employment for you during the few weeks that you can yet work in the garden. I shall have

scarcely any directions to give you for November and December ; as, during these two months, I amuse myself in-doors with books, writing, and my other occupations which I will not take up your time with relating, lest you should abandon your garden for some new amusement during the last month that it is possible to work in it with any degree of pleasure.

I am now busily preparing a bed for my bulbs : this is a matter of great consequence ! If gardening teaches you neatness, it may also teach you foresight ; for as you sow, so you must reap ; and if you do not provide in winter, your garden in the summer will be barren. The soil I use for the bulbs is composed of rich light mould, sand, and rotten leaves. I plant, with a round-ended dibble, the hyacinths and tulip roots in rows about five inches

deep, and six inches apart ; I put a little fine sand in each hole before I put in the bulb, over which I sprinkle a little more, and then cover it with between three and four inches of earth. Crocuses and snowdrops, of course, require to be planted closer, and not so deep. The narcissus, I find, succeed best under a south wall : they should be planted as near the wall as possible, as the roots then receive less wet, and may therefore be left in the ground, where they will form fine patches. I have some planted in this manner, which appear to me to flower finer every year ; in a bed, they should be planted four inches apart, and three or four deep. Bulbs intended to flower in pots should be potted in good soil, such as I have described, and placed in a frame, or under a south wall, and then covered a foot deep with mould : this process occasions the bulb to throw out

roots before the leaves begin to grow, and thus there is good support for the leaves and flowers ; for it is from the roots that a portion of the nourishment is supplied : thus, by covering the bulb deeply with earth, the roots, which will grow at a temperature lower than the leaves, vegetate first. This is the mode in which the plant grows in its natural state ; and as I have said before, the surest method of succeeding in growing flowers will be, as much as possible, to imitate nature. The custom of planting bulbs at the top of the pot, and then putting them into a green-house, or warm room, effectually prevents them from flowering well, as it sets the leaves and the flower growing before there are sufficient roots to afford them support. When the leaves of the roots which have been buried have grown from two to four inches above the pot, they may be taken from

the mould as they are wanted, and placed in a green-house, or in the window of a warm room, to flower. On taking the pots out of the mould, the leaves will be found of a sickly yellow colour. I have already explained that the absence of light is the cause of this; placing them at a window in a strong light will soon restore them to their natural colour. This process of burying the bulbs, which I have just mentioned, is not much known to amateur gardeners; it is, however, the manner in which all the fine forced roots are grown by the London nurserymen. I have told you, that most of the bulbous-rooted plants are natives of dry climates, and are only watered by the spring rains: take care, therefore, that your bulbs do not have much water till they begin to grow strongly; and select a place to

bury them in, where they will be sheltered from too much wet ; though a small quantity will be necessary, when they begin to grow freely. The soil they are covered with should be light, so as to allow the rain to pass quickly through. While they are in flower, they may be well supplied with water. I told you to put sand round each root : this is to form a drain, because water is not retained by sand ; it therefore prevents the wet from lodging round the root, or in its coats. You will observe that a tulip, when well-grown, has a very hard skin : this should be carefully taken off before planting, (so as not to injure the rudiments of roots which you will perceive at the bottom ;) the reason why this should be done, is, that the skin, when split by the frost, forms a sort of cup which holds water ; hence the

root, being held as it were in a basin of water before it begins to grow, is often destroyed by the rot.

Those who grow narcissus and hyacinth roots in glasses, should, after putting them in the glasses, place them in a cold cellar, to make the roots shoot at least three inches before the leaves, for the reason I have already given.

About the middle of the month, anemonies intended to flower early, should be planted in the same manner as I formerly directed as to ranunculuses, which may also be planted at the end of the month, or in the beginning of November, unless the soil be cold and wet; in which case, it is better to wait till the end of January, or beginning of February. As the roots of ranunculuses and anemonies begin to swell as soon as they are put into the ground,



and do not vegetate for some time, it will be necessary, if there is any sign of frosty weather, to cover the ground with straw; and if the frost be very severe, a mat must be thrown over the straw, but both mat and straw ought to be taken off as soon as the frost is gone. The reason why this covering should be put on is, because the root swells from the addition of the water which it has soaked up, and as water freezes much more readily than the juices of the plant, the root is liable to be injured by the frost; and if once frozen before vegetation has commenced, it decays.

If the cuttings of the green-house plants have failed in striking, you ought now to take up the old plants, pot them, and place them in a green-house, or cold frame. By cold frame, I always mean one placed on the ground, without warm dung or tan; some ashes should be

laid at the bottom and beaten down hard, which, in some measure, will prevent worms from getting into the pots. This I think the best manner of preserving all sorts of Alpine and hardy green-house plants through the winter, such as scarlet geraniums, coronillas, calceolarias, flaxes, stocks, lobelias, &c.: the latter sometimes survive the winter in the open ground; but as a very hard or wet season might destroy them, a few roots ought always to be potted.

If the green-house or frame is too full to admit of you putting the old plants in either, you may adopt for the geraniums, a plan I have seen practised with success, which is to strip off the leaves and roll the plants up in a piece of matting, and keep them in the cellar till the spring, when they may be potted and planted out again: they will require to be

cut to a few shoots, or they will not make handsome plants.

Continue to clear the borders of decayed annuals, &c. ; to divide and transplant herbaceous plants, taking care to mark all roots with sticks, lest, in digging, they should be injured by the spade : in fact, I must advise you to leave no work of this kind undone, as there is always more general business to do in the spring than at this time of year. You may also cut back such flowering shrubs as have grown too large, as soon as they lose their leaves ; put sticks to those that require it, taking care to suit the sticks to the size of the shrub, so that they may be seen as little as possible. I think I have before warned you to take care, in pruning shrubs, to distinguish between those that form their blossom buds at the end of the shoots which are to produce the

flowers in the spring, and those which produce their flowers from the shoots, or any part of the stem. The lilac is an example of the former: the buds which are to blow in the spring are made in the autumn at the tips of the shoots; and if you take, in September, a full round bud of the lilac, you will see the little embryo flower and leaves formed ready for the next year. The rose is an example of the latter class: here the flowers are formed on the new spring shoots on any part of the stem, and it is therefore best to prune away, in the autumn, all the old shoots of the preceding year, down to two or three buds, from which the new shoots arise to produce flowers in the following summer.

Towards the end of the month, you may begin to transplant the following shrubs:—*Cytissus*, *Althea frutex*, *Daphne mezereion*, lilacs,

syringas, honeysuckles, roses, jasmines, &c. But let this be done with care; and do not, to save a little trouble in digging, make the holes too small for the roots, which should all be carefully preserved (unless the plant grows too luxuriantly) and well spread out. If, however, the shrub grows too freely, then cut the roots short, this will check the growth for a year or two. Next see that you place the stem upright in the hole; and after having thrown in a little earth, shake the tree, that the mould may settle about the roots, and tread it over to keep the plant steady. When planting roses, endeavour to obtain suckers of one called the *Boursault rose*; it will help admirably to cover the paling, as it is a trailing rose. I have planted it against a shed, which I have covered with ivy and other creepers: it grows very fast, and flowers very


early. Mine has been planted three years ; and, last year, it made one shoot, or sucker, which was at least fifteen feet in length ; this branched out on both sides, and, early in June, was covered with blossoms : this year also, it has made a great many very strong suckers.

You must water the carnations, and all plants that are in the cold frame, during the winter ; but this must be done with great care and discretion. I have before observed, plants are more likely to die from damp and water soaking in the pots, than from cold. They ought now to have the glasses put on the frames every night ; but, during the day, they should have plenty of air.

The frosts have not yet injured the dahlias ; they are now almost the only ornament of the garden : the stocks, mignonette, and some



October.



Page 147.

A ROMAN ARBOUR.



*Ænotheras*, still exist, but they have nearly lost both smell and colour. Some green-house plants, which I turned out under a wall, are still lingering in flower: *Calceolaria rugosa*; night-scented stocks, and *Plumbago capensis*, (formerly considered a hot-house plant,) are among the number.

You will receive, with this Letter, the last basket of plants that I shall send this year; and with it a drawing of a Roman arbour, which was made from one discovered in the ruins of Pompeii; and which, in our love for classical ornament, we mean, with the assistance of my brother, to imitate at the end of our garden. I must say, however, the seats which the Romans used for reclining on, do not appear to be either pleasant or convenient.

## LETTER XI.

DEAR HARRY,

November.

MY instructions for the present month will occupy but a short space ; though, perhaps, you will employ some time in fulfilling them. I know but little to be done during this month, except digging the borders, and laying them up rough and hollow, for the winter. Before beginning to do this, pull up all the annuals ; then trim round such roots as have grown too large, as your plants should never be allowed to get too big for the size of your garden. Prune such shrubs as require it ; this you will not do to azaleas and rhododendrons, nor to any shrubs that have already formed their bloom buds for the next year. Go round, and

put markers and sticks to such roots as require them, and take away the sticks of those from which you have cut away the flower stems. If the sticks be still sound, clean them, tie them up in bundles, and put them away with the tools ; this will save some labour next year, as there will be fewer to cut. Take off suckers where they are not wanted, and give them away, or plant them deep in the ground all together till the spring ; this, in gardeners' language, is called "laying them by the heels:" perhaps you may then find some use for them. After having done all this, turn over the borders with a small spade, or a fork if you have one, unless the soil be very light. The dead leaves may be dug in, and buried deep in the borders, as they are of great use in manuring and lightening the soil ; but if the soil be much exhausted or worn out, from having been long

cultivated without any manure, you will do well to dig in some very rotten dung, or an additional quantity of decayed leaves ; though, in general, it is best not to add much manure. The flower borders are not to be raked after this digging, but left rough all the winter, that the frosts may break the ground and make it crumble.

The tulips and ranunculus roots should be planted about the middle of the month : the hyacinths, I presume, were put in the ground in October. Tulip fanciers usually plant their bulbs on or about the Lord Mayor's day. You will say this is rather a cockney time to fix on. Remember to protect them as well as the anemonies, hyacinths, and ranunculuses, from heavy rains, as well as from frosts ; especially from frosts coming after much rain, when the roots are much saturated with wet. Should

the winter be very severe, you must put a little straw over them.

You ought now to collect a heap of leaves to rot into mould for next year; and your peat and loam heaps should be turned and broken occasionally. The gravel walks should be swept and rolled every week during the winter, even when there is no work to be done in the garden: and, indeed, I think you will find this no bad exercise in cold weather.

Do not forget to pay great attention to the beds of carnations; they must be protected from both frost and wet. And, I may here mention again, that the great object with respect to most of our garden plants, like carnations, &c. is to guard against too much wet; this is far more injurious than frost: many of the plants in our gardens are killed by the effects of wet more than by the frost. This ob-

ervation applies particularly to Alpine plants, or those that come from mountainous countries, which are covered all through the winter with snow. You will be surprised to find that a plant which, in its native country, lives well through an eight month's winter, under a coat of snow, dies and dwindles away during our far milder climate. I must try to explain this, as well as I can; and if I succeed, it will be of great advantage in two ways: first, it will give you a habit of thinking, and of looking into the reason of things, and will teach you not to remain in silly wonder at what you cannot understand; secondly, it will give you the best chance of growing Alpines, which are my favourite plants; so, indeed, they must be with all who have small gardens; as they are generally dwarfs, and very beautiful; moreover, nearly all of them are amongst our earliest harbingers

of spring. I must, however, make you a bit of a philosopher, to enable you to understand me. Some bodies retain heat longer than others, and snow is one of these bodies: different substances are said to be good or bad conductors of heat, in proportion to their capacity of keeping or losing it. Air is a body, marble is a body, and water is a body; but when marble and water are surrounded by air, you find the air is warm, in comparison with water and marble. Now, if these bodies retained heat in the same degree as the air which surrounds them, their temperature would be the same; yet you find the water and marble colder than the air; that is, the marble and the water part with some of the heat to the air, which therefore, has more of it, and is consequently warmer: now, snow does not part with heat quickly; that is, it does not become cold

quickly, which is the same thing; and when it has formed a covering to the earth, and the external air is colder than the snow, the snow retains, in a great degree, its heat, and prevents the external air from communicating its cold to the earth beneath; so that plants under snow are thus, in a great measure, prevented from experiencing the intense cold of the external air; in other words, they are not colder than the snow itself, whilst however the air is far colder.

In this country we have often intense cold, and no thick coating of snow to cover the plants, which are consequently left exposed; and are killed by it. In addition, the rains of our winters soak into the ground, and into the heart of the plant; and as the principle or power of life is very weak during the winter, the plant being in a dormant state, cannot



resist the effect of the water which rots it, beginning first with the leaves, which die on the approach of winter; and the disease, or rot, is continued from the dead to the living part. Again, in the Alps, the plant, under the snow, is prevented from growing till the snow melts and the warm winds come; but in our climate, it happens often in the winter, and in the early part of spring, that a few fine days will cause the plant to grow before its time; the frosts return, check, and sometimes even kill the opening buds, which were reserved for the great effort of nature to be made in spring; the consequence is, that the plant either dies, or lingers in a poor miserable state of existence, scarcely able to make leaves again to keep it alive, far less to throw up flowers. Yet the same plant, in its native Alps, secure under its snow mantle, reposes throughout the cold,

till warmed by the sun, which at once melts the snow and calls it into life and bloom in a few days, without the fear of those chilling chances which our uncertain climate dooms it to experience.

Without being a great traveller, I have seen the effect of an Alpine spring. In May, all is one mass of white snow, silence, and desolation. The power of the sun, with the coming year, at once turns the white to green, and in a few days, whole rocks,—whole districts, I may say, are covered with white and yellow saxifrages, different sorts of violets, primulas, and blue gentians; the little trailing strawberry clings to the sides of endless ranges of towering rocks: this change, effected in so short a time, appears more like enchantment than the slow and uncertain return of spring to which we are accustomed.

I do not write all this to put you out of humour with our spring: it has, like that of the Alps, its beauties: the fine sunny days coming at intervals, a soft air, after the drying March winds, the cheerfulness of the birds, and the struggling plants venturing forth, (often too boldly,) are perhaps as pleasing, from the variety and the uncertainty, as the sudden and certain change I have attempted to describe.

You will see by what I have said, that, if you grow Alpine plants, you must imitate, as far as possible, an Alpine climate; and as you have no snowy jackets for the natives of snow-clad hills, you must discover a substitute for it: this will best be found in a frame, in which the most tender of these plants may be preserved during the winter. Care must be taken that the pots be well drained; and a mat

should be thrown over the frames during very frosty weather.

The more hardy Alpine plants, which are left out all the winter, should be planted high above the ground, on rock work, that the wet may drain off, and these, as well as such as are in pots, should not have a southern aspect, lest they be too early and treacherously coaxed into vegetation. This treatment is absolutely necessary to preserve all the primula tribe, among which the auricula, (the most beautiful of florists' flowers,) is classed.

I had almost forgotten the dahlias: I am about to take up mine, their leaves being destroyed by the frost three nights ago. I find I am more fortunate than some of my friends, whose dahlias were touched by the frost in the middle of last month. I shall now take them, cut off the stems close to the roots, and





Argemone Grandiflora.  
*Large-flowered Mexican Poppy.*

*Pub<sup>d</sup> May 1831. by J. Harris. S<sup>t</sup> Pauls Church Yard.*

put them away in a dry place, secure from cold and damp till the spring. The same must be done by the roots of marvel of Peru and *Commelina cælestis*. If, however, the soil be dry, the roots of dahlias may be left in the ground all the winter, taking care to put a shovel full of rotten lair, very rotten dung, or ashes, over the crown of each root. This is not, however, quite safe, as the frost or wet sometimes destroys them.

The few plants that continue to flower are very shabby, though (till my dahlias were destroyed) I could gather a handsome nosegay for the library twice a week; I have now only an *Ænothera*, *Argemone grandiflora*, *Dianthus superbus*, *Calceolaria rugosa*, the white tobacco, double white chamomile, yellow fumaria, and some stocks to boast of; and the flowers of these are so pale, and the plants have grown

so tall and straggling, that they are scarcely ornamental: yet, as I feel that till the chrysanthemums blow, they are all I am to have this year, I cannot make up my mind to pull them up. I must now conclude, in order that we may both profit by the few tolerably dry days that we may have this month, to put our gardens in proper order against the winter.

Ever yours sincerely.

---

## LETTER XII.

DEAR HARRY,

December 3.

I HAVE really so little to add to my directions for the last month, on the subject of the garden, that, as we are to meet soon, I should not have written again, had you not



especially desired that I should send one more letter on the subject, to add to the eleven I have already sent. I am well pleased by the care you have taken of these, and I hope they will be useful as a gardening manual. I recommend, however, that you should, from time to time, add your own observations, and the results of your experience to them. If this be done with care, you will soon obtain a valuable stock of information. My principal object has been to call your attention, generally, to the subject of gardening and botany; and I shall have succeeded in my object, if I induce you to think on the subject; you must, however, seek elsewhere for more detailed instruction.

I recommend to your notice a book lately published, called "Conversations on Vegetable Physiology." Even if you have no inclination to study botany, you will be delighted

with the work, and derive much amusement from merely seeing and understanding the reason of the different operations that are daily taking place in a garden.

Vegetable physiology is not, like botany, a mere classification of plants, and determination of their names: it is the science which makes one acquainted with their internal and external structure, their nature, habits, properties, manner of growing, and the functions, or duties, of their different organs: we learn from it, how the hard and apparently dry seed, on being placed in the ground, begins to germinate, or bud forth; and the reason why this process takes place under-ground only, when the seed is almost entirely deprived of light and air, which are, you already know, essentially necessary to the health of that portion of the plant which is above ground. You will

trace the seed from the first period of its existence, in the bosom of the flower, through its various stages, till it becomes an individual separate plant. After becoming acquainted with the natural organs of plants, you will see how the sap, (originally merely water containing different crude materials dissolved in it,) absorbed by the roots, the extremities of which, for that purpose, resemble little sponges, rises, every spring, through the wood of the trees, and is conveyed to the bud, which it developes, and to the leaves, in which the evaporation of the useless particles takes place, through pores furnished for that purpose. You will follow it in its descent through the bark, depositing, in its progress, all the nourishing particles it contains, and thereby increasing the tree in size and height. The examination of the flower, the different modes in which the fruit is formed,

and the peculiar secretions of plants, (such as oils, gums, resin, milk, &c.) cannot, I think, fail to interest.

Vegetable physiology is most pleasing, perhaps, to those acquainted in some degree with the physiology of animals; because they are able to compare the organs, growth, &c. of both animal and vegetable kingdoms. It must be regarded as an important science, if we merely consider the direct benefits we derive from some plants in nourishment for ourselves, and many of the animals necessary to our existence; and relief from sickness, by the medicinal properties of others. Again, a close investigation of the structure, habits, and diseases of plants, will not only enable us to distinguish such as are suited to our climate, but, being intimately connected with agriculture, will teach us how to administer to the well being of those we

already cultivate, and thereby improve them, as well as to supply, artificially, those advantages which they possess naturally in their own countries.

As *evaporation, oxygen and hydrogen gases, carbon,* and the action of light and heat, will be mentioned in the course of the two little volumes I have recommended, if you are totally unacquainted with the elements of chemistry, you will be much assisted, as well as entertained, by another book called "Conversations on Chemistry." Do not, therefore, be frightened by a few hard names, but begin with the last-mentioned book; and I have not the least doubt that you will be as much amused as instructed by the number of facts and observations contained in these works. I am certain you will, next year, feel even still more interested in your garden, by being more

acquainted with the nature of every thing growing in it.

I have several times, I think, in my letters, alluded to the usefulness of gardening, as an amusement, in inculcating a love of industry, order, and neatness : but I trust you will forgive my repeating what I remember to have said before, that I never wished to persuade you that it is the most important of occupations. I could quote what many great, and, what is more, many good men have said with respect to gardening as an amusement fitted for good men : I shall, when I see you, relate some stories of the love of great men for the pursuit itself. One of the wisest that ever lived in England, — I mean Lord Bacon, — pursued gardening with eagerness and delight, and in its pursuit made some of the experiments, and acquired that habit of examination,

which has made him celebrated in every age. Mr. Fox, one of our greatest statesmen, delighted in his garden more than in any other pursuit; and when all the pleasures of society and public life had ceased to amuse or excite him, his garden continued to the last a source of pleasure and amusement. My father, who knew him, saw him, for the last time, tying up the Clematis which was growing on his veranda, with all the eagerness and pleasure of a boy. There is surely something gratifying in knowing that our pursuits and amusements are sanctioned by such high authority and example. But enough of this; you will understand me better as you grow older; besides, I must not say too much on the subject, lest you should not feel so much interest in conversing when we meet.

You tell me, you continue so fond of the

garden, that you will brave the cold, during December, to work in it; but there is little to be done if you have finished digging, besides keeping it swept and rolled. The frame-plants, however, must be attended to; they must have air, when the weather is mild, and be protected with mats from the frosts. I have before said, that, though the frost is to be kept from the frames, the plants must not be allowed to grow, with the exception of a few, to which it is natural to vegetate at this season: among these is the *Calceolaria*. When you find any plant beginning to grow, or *draw*, as it is termed, you may be certain that you are treating it too tenderly, and must alter your management, allowing it, by degrees, more air. I have already explained, in a preceding Letter, the reason of this. I therefore now take my leave of the subject on which we have been



corresponding, regretting that I have not been able to give more information, yet pleased to find that I have been of some use to you. Consider me ever as

Your affectionate friend.

---

# INDEX.

---

	Page		Page
A.		Arbour for a Garden . . . . .	6. 25
Aconite, Winter or Yellow, 31		Argemone Grandiflora, or large flowered Mexican Poppy 159	
<i>Ænothera Lindleyana</i> . . . . .	61	Arrangement of plants in beds . . . . .	22
Alpine plants, 152—157.—Directions for their management . . . . .	157	Artisans mostly florists . . . . .	106
Alpine spring, contrasted with the spring in Britain . . . . .	155	<i>Asclepias tuberosa</i> . . . . .	122
<i>Amaryllis lutea</i> . . . . .	122	<i>Aster amellus</i> . . . . .	131
American shrubs, 4. 7; direc- tions respecting . . . . .	11. 42	<i>Astrantia minor</i> . . . . .	122
<i>Anchusa Italica</i> . . . . .	92	Auriculas, sowing seed of . . . . .	29
<i>Anchusa sempervirens</i> . . . . .	92	Awning, a cheap, for bulbous plants in flower . . . . .	53
<i>Anemone hortensis</i> , or Scarlet <i>Anemone</i> . . . . .	71	Ayrshire rose . . . . .	133
<i>Anemone pulsatilla</i> , or Pasque flower . . . . .	70	Azaleas 12. 87.—Caution in pruning them . . . . .	148
Anemonies 37. 70.—Time for planting, 140.—Instructions respecting . . . . .	140. 150	B.	
Annuals, general directions for . . . . .	19. 20. 41. 49. 71	Bacon, Lord, fond of garden- ing . . . . .	166
Annuals, hardy . . . . .	29. 41. 71	Balm of Gilead, cuttings of, 55	
Annuals, half hardy . . . . .	42. 71	Beds, forming of, 8. 9.—To be turned up for the winter, 149 —See Borders	
Annuals, tender . . . . .	55. 70. 77	Biennials . . . . .	44. 81
		<i>Bignonia radicans</i> , or Trumpet flower . . . . .	5

- |                                  | Page                         |                                  | Page     |
|----------------------------------|------------------------------|----------------------------------|----------|
| Borders, forming of, 4.          | 11.—                         | ers, 93. 98. 115.—               | Cautions |
| Edgings for, 13.—                | To be turned up . . . . .    | against wet, 151.—               | The Tree |
|                                  | 149                          | variety . . . . .                | 104      |
| Botanist, explanation of the     |                              | Central Bed, designs for         | 8        |
| term, 109—                       | Its misuse 110               | Cheiranthus tristis, or Night    |          |
| Botany, how far essential to the |                              | Stock . . . . .                  | 65       |
| Gardener . . . . .               | 110                          | Chinese Day Lily, see Heme-      |          |
| Boursault Rose . . . . .         | 145                          | rocallis Cærulea.                |          |
| Box edgings . . . . .            | 22. 28. 126                  | Chinese Lychnis . . . . .        | 64       |
| Brompton stocks . . . . .        | 87. 129                      | Christmas Rose . . . . .         | 31       |
| Bulbous roots raised from seed,  |                              | Chrysanthemums, propagation      |          |
| 118.—                            | Soil proper for, 136.—       | of . . . . .                     | 82       |
| Natural Economy of, 75.—         |                              | Clarkia Pulchella . . . . .      | 61       |
| Time for putting them into the   |                              | Clematis Florida . . . . .       | 19       |
| ground, 135. 150.—               | Instructions, 75. 136. 137.— | Climates, contrast of, . . . . . | 154      |
| When to                          | be taken up, 73. 100.—       | Cloth of gold Crocus . . . . .   | 35       |
| Subsequent management of them,   | 73                           | Colchicums, frequently identi-   |          |
| Bulbous roots in glasses         | 140                          | ed with autumnal crocuses        | 81       |
| Bulbous roots raised in pots     | 136                          | Cold Frame . . . . .             | 141      |
| Bulbous roots, autumnal          | 81                           | Commelina Cœlestis               | 59. 159  |
| C.                               |                              | Composts to be prepared          | 130      |
| Calceolaria . . . . .            | 123. 159. 168                | Convolvulus major . . . . .      | 19       |
| Calceolaria Rugosa               | 63. 147                      | Corchorus Japonica . . . . .     | 20       |
| Calceolaria, Yellow . . . . .    | 84                           | Creepers . . . . .               | 19       |
| Californian Escholtzia . . . . . | 61                           | Crocuses, 35; instructions for   |          |
| Calycanthus precox . . . . .     | 5                            | planting . . . . .               | 136      |
| Campanula Carpatica . . . . .    | 92                           | Crocuses, Autumnal, 81.—         |          |
| Canada Columbine . . . . .       | 50                           | To                               |          |
| Carnations raised from seed,     |                              | be distinguished from Col-       |          |
| 56. 124.—                        | Varieties, 96.—              | chicums . . . . .                | 81       |
| Descriptive catalogue of, made   |                              | Cuttings, various instructions   |          |
| from the petals, 99.—            | Management of 97. 132. 151.— | respecting, 62. 66. 78. 80.      |          |
| Cuttings and slips, 79.—         | Lay-                         | 99. 118                          |          |
|                                  |                              | Cyclamen European . . . . .      | 131      |
|                                  |                              | D.                               |          |
|                                  |                              | Dahlias, mode of propagating,    |          |

- |                                      | Page    |   | Page    |
|--------------------------------------|---------|---|---------|
| 59.—Growth, 131. 146.—               |         | mation of a, 1. 22.—Work in               |         |
| When to be taken up . . .            | 158     | for January, 1; February,                 |         |
| Dead leaves, useful as manure,       |         | 22; March, 33; April, 46;                 |         |
| 11. 149. 151                         |         | May, 59; June, 73; July,                  |         |
| Deciduous plants . . .               | 18      | 89; August, 104; Septem-                  |         |
| <i>Dianthus superbus</i> . . .       | 92. 159 | ber, 124; October, 134; No-               |         |
| Dividing roots of herbaceous         |         | vember, 148; December, 160                |         |
| plants . . . . .                     | 31. 119 | Garden and hothouse noseays               |         |
| Draining borders, 11; plants in      |         | contrasted . . . . .                      | 16      |
| pots . . . . .                       | 49      | Gardener, the, distinguished              |         |
| Dutch style of laying out a          |         | from the Florist and Bota-                |         |
| Garden . . . . .                     | 3       | nist . . . . .                            | 107     |
| E.                                   |         | Gardening, pleasure afforded              |         |
| Edgings for borders, 13. 22.         |         | by it, 17. 39; Promotive of               |         |
| 28. 126                              |         | a love of industry, neatness,             |         |
| <i>Erinus Lychnidea</i> . . .        | 66      | &c. . . . .                               | 90. 166 |
| <i>Escholtzia Californica</i> . .    | 61      | <i>Geum coccineum</i> . . . . .           | 86      |
| Evergreens . . . . .                 | 18      | Gravel walks, making of, 15.—             |         |
| <i>Exanthis Hyemalis</i> , or Winter |         | To be kept clear of weeds 86              |         |
| Aconite . . . . .                    | 31      | Greenhouse plants, 62. 69. 98.            |         |
| F.                                   |         | —Directions for preserving                |         |
| <i>Ferraria Tigridia</i> , or Tiger  |         | them during the winter 142                |         |
| flower . . . . .                     | 119     | H.  |         |
| Florist, meaning of the term, as     |         | Habits of plants unchanged by             |         |
| distinguished from the epi-          |         | climate . . . . .                         | 32      |
| thets "Gardener" and "Bo-            |         | Heartsease . . . . .                      | 51      |
| tanist" . . . . .                    | 107     | <i>Helleborus Niger</i> , or Christmas    |         |
| Florists' Flowers . . . . .          | 29. 108 | rose . . . . .                            | 31      |
| Flowering shrubs, management         |         | <i>Hemerocallis Cærulea</i> , or Chi-     |         |
| of . . . . .                         | 26      | nese Day Lily . . . . .                   | 92      |
| Fox, Mr. anecdote of . . .           | 167     | Herbaceous plants, 18. 41.—               |         |
| <i>Fumaria Nobilis</i> . . . . .     | 86      | Dividing their roots, 31. 119             |         |
| <i>Fumaria</i> , Yellow . . . . .    | 159     | <i>Hyacinth</i> , the Musk . . . . .      | 70      |
| G.                                   |         | <i>Hyacinths</i> , 36. 37. 52. <i>See</i> |         |
| Garden, instructions for the for-    |         | Bulbous roots.                            |         |

	Page		Page
Hyacinths, management of in glasses, 140.—Time for put- ting them into the ground,	150	Lobelia splendens . . . . .	84
I.		Lungwort . . . . .	50
Implements for gardening	24	Lychnis Coronaria, or Chinese Lychnis . . . . .	64
Indian Pinks, laying of	117	M.	
Iris Germanica . . . . .	86	Markers, or sticks, to denote the places of plants, of which the stems die away in autumn	143. 149
Iris Persica . . . . .	51	Marvel of Peru . . . . .	159
J.		<i>Miffy</i> , the gardeners' term for flowers that die suddenly	66
Jacoea, or Purple Groundsel	84	Mignonette, preserved through the winter . . . . .	121
Jasminum Grandiflorum, or Catalonian Jasmin . . . . .	5	Mimulus rivularis . . . . .	84
Jasminum Revolutum . . . . .	19	Moneywort . . . . .	85
K.		Muschari Moschatum, or Musk hyacinth . . . . .	70
Kalmia . . . . .	20	N.	
L.		Narcissuses, best situation for, 136.—Flowering in glasses	140
Layers of carnations, 93, 98, 115; and of other plants	117	Neapolitan Violet . . . . .	132
Laying out a Garden . . . . .	2. 9	Neatness essential in garden- ing . . . . .	46. 90. 127
Leaves, decayed, their uses as manure . . . . .	11. 149. 151	Night Stock . . . . .	65
Liatris scariosa . . . . .	123	Nosegays from the garden and the hothouse, contrasted	16
Liatris spicata . . . . .	123	Nummularia, or Moneywort,	85
Liatris squamosa . . . . .	123	O.	
Light essential to plants . . . . .	54	Ornamental piece for a garden	133
Lilac, its mode of flowering	144		
Lindley's <i>Ænothera</i> . . . . .	61		
Lithospermum Orientalis	87		
Lobelia . . . . .	122		
Lobelia, Blue . . . . .	85		
Lobelia Siphilitica, or Blue American Lobelia . . . . .	92		

	Page		Page
Orobus Vernus, or Bitter Vetch	50	Pulmonaria, or Lungwort	50
P.		Pyrus Japonica . . .	19
Papaver Orientalis . . .	86	R.	
Pasque flower . . .	70	Raking . . . . .	47
Peat for American plants 11.	130	Ranunculuses, management of,	
Pentstemon . . . . .	64	38.—Cautions relative to	
Perennials, sowing, 44.—Ma-		putting them in the ground	140. 150
agement of the plants 80.—		Rhododendrons 12. 20. 87—	
their places to be marked in		Caution in pruning then	148
winter . . . . .	143. 149	Rock plants . . . . .	51. 121
Periploca Græca . . . . .	20	Rose, the Christmas 31; the	
Persian Iris . . . . .	51	Ayrshire 133; the Boursault	145
Phlox, various sorts of . . .	122	Roses, Standard, how to obtain	101
Phlox Amœna . . . . .	92	Rubus Arcticus . . . . .	87
Phlox Ovata . . . . .	86	Russian violet . . . . .	132
Phlox Pyramidalis . . . . .	131	Rustic Flower Basket . . .	83
Phlox Stolonifera . . . . .	92	S.	
Petunia, or White Tobacco	64. 123. 147	Salvia splendens . . . . .	122
Pinks, to make pipings of 77.	125	Sanguinaria Canadensis . .	51
Planting out seedlings . . .	49	Seeds, directions for sowing 24 ;	
Plants distinguished by their		for gathering and preserving	98. 127
several species 17.—Protect-		Shrubs, distinguishing charac-	
ed in winter by snow . . .	153	teristics of . . . . .	17
Pleasures afforded by the Gar-		Slipperwort . . . . .	63
den . . . . .	17. 89, 90. 166	Slips of herbaceous plants	120
Plumbago Capensis . . . . .	147	Snow, a preserver of plants	153
Polyanthus seed, when to be		Snowberry tree . . . . .	20
sown . . . . .	29	Snowdrops . . . . .	136
Precautions respecting the situ-		Soil proper for different plants	11
ations chosen for large shrubs	26		
Pruning . . . . .	27. 143		

	Page		Page
Sowing flower seeds, 29.	41—	Tulips, instructions respecting,	
	43. 48. 71	139.—Time for putting into	
Spiderwort, varieties of .	92	the ground, 150. <i>See</i> Bul-	
Spigelia Marylandica .	92	bous Roots.	
Spring in the Alpine coun-		Turf, laying of . . . . .	28
tries . . . . .	155	V.	
Standard Rose-trees .	101	Vegetable physiology, 103.	161
Stocks, when to be sown, 87.—		Verbena . . . . .	56
Subsequent management	129	Verbena Aubletia . . . . .	64
Stocks, Night-scented .	147	Verbena Melindris . . . . .	64
Succession bed of spring flow-		Vetch, Bitter, <i>see</i> Orobus Ver-	
ers . . . . .	34	nus.	
Suckers to be removed and pre-		Violets, Autumnal . . . . .	131
served . . . . .	149	Virginian Creeper . . . . .	20
Sweet-williams . . . . .	117	U.	
T.		Uvularia . . . . .	70
Tender annuals . . . . .	55. 70. 79	W.	
Ten-week stocks . . . . .	129	Watering plants during autumn	
Tiger flower . . . . .	119	and winter . . . . .	146
Tobacco, <i>see</i> Petunia.		Weeding, 46.—Caution respect-	
Tools for Gardening . . . . .	24	ing the use of the hoe . . . . .	47
Tradescantia Virginiana, or Spi-		Wet, cautions against, 151.	158
derwort . . . . .	92	Winter Hellebore, or Yellow	
Transplanting in autumn, .	143	Aconite . . . . .	31
Tree carnation . . . . .	104	Y.	
Trumpet flower . . . . .	5	Yellow Aconite . . . . .	31

THE END.

London: Printed by Samuel Bentley, Dorset Street, Fleet Street.





# NEW AND USEFUL BOOKS, FOR YOUNG PEOPLE.

The following Instructive and Amusing Books, for Young Persons,  
ARE PUBLISHED BY

## JOHN HARRIS,

AT

### The Original Juvenile Library,

CORNER OF ST. PAUL'S CHURCH-YARD,

M.DCCC.XXXV.

1. The **BOY'S FRIEND**; or, the Maxims of a cheerful Old Man, by **CARLTON BRUCE**, with numerous Engravings. Price 4s. 6d. in cloth, or 5s. halfbound morocco, gilt edges.

CONTENTS. --- Myself. How to grow Rich, and Wise, and Happy. The Country. Europe. A capital Chapter. Variety. Melancholy. Friendship. School Days. Ball-Fight. Authors and Publishers. Slander. Emulation. Nothing. Half-a-Dozen Things. Silence. A Rambling Chapter. Italy. Asia. Lapland. Kenilworth Castle. Iceland. A Puzzling Question. The First Voyage round the World. Courage. War. Parsimony. Yourself. Youth. Delay. Death. Disappointment. London. Africa. America. Home. Time.

2. **COSMORAMA**. The Manners, Customs, and Costumes of all Nations of the World described. By **J. ASPIN**. New Edition, with numerous illustrations. Price 4s. 6d. plain and 6s. coloured.

3. **MAMMA'S BIBLE STORIES**, for her little Boys and

Girls; a series of Reading Lessons taken from the Bible, and adapted to the capacities of very young children. With 12 engravings in outline, the subjects chiefly from the old Masters. Uniformly printed with "Mamma's Lessons." Price 3s. 6d. square cloth.

4. The **WANDERINGS** of **TOM STARBOARD**; or, the Life of a Sailor; his Voyages and Travels, Perils and Adventures, by Sea and Land. By the Author of "The Children's Fireside," "The Young Wanderer's Cave," &c. With 6 engravings. Price 7s. half bound, 12mo.

It will be perhaps unnecessary to say more respecting this Tale, than that every physiological fact, and all the subjects connected with scientific information, contained in the book, rest on the authority of modern travellers, and on accredited works of science.

5. The **LITTLE LIBRARY**, comprising, in a Series of small Volumes uniformly printed, a familiar Introduction to various Branches of useful Knowledge.

The volumes, although connected by a general title, as belonging to the "Little Library," are separately complete, and not numerically arranged.

**FIRST VOLUME.**

The **MINE**. By the late Rev. ISAAC TAYLOR, Ongar. With 16 engravings, and a Mineralogical Table. Fifth Edition. Price 3s. 6d. neatly half bound in cloth and leather, square 16mo.

Extract from list of CONTENTS.—Ancient Coal Mine. Gold Mines. Anglesea Mines. Black Damp. Black Lead. Blast Furnace. Blasting Mines. Boring for Coal. Brazil Diamonds. Bristol Stones. Cannel Coal. Captain of a Mine. Carron Foundries. Choke Damp. Cinnabar. Coining Tin. Copper; its various Mines. Sir H. Davy's Safety Lamp. Descending into Mines of Copper, Coal, Iron, Salt, and Silver. Diamonds. Finding Mines. Draining Mines. Dress for a Miner. Explosion of Coal. Galena. Gas. Fullers' Earth. Gold, in various parts of the World. Lead. Mercury. History of Mines. Mineral Cabinet. Numbers of Mines in Cornwall. Pactolus. Phœnicians trading for Tin. Pig Iron. Plumbago. Quantities of Coal sent to London. Rail Roads. Retorts. Roasting Ore. Smelting Furnace. Stamping Mills. Steam Engine. Stream of Sparks. Sulphur. Women Coal Bearers. Zinc, &c.

**SECOND VOLUME.**

The **SHIP**; by the late Rev. ISAAC TAYLOR, Author of the "Mine," &c. Illus-

trated with 16 engravings. Third Edition. Price 3s. 6d. neatly half bound.

Extract from list of CONTENTS.—Noah's Ark. Floats on the Rhine. Egyptian Pottery Float. Indian Paddle Canoes. Boats, Barges, and Lighters. Sailing Canoes. Chinese Junks. The Nautilus. Ancient Vessels. Roman Galleys. British Coracles. Cæsar's Fleet. A Fire-ship. A Cutter. A Gunboat. A Bomb-ketch. A Frigate. A Man-of-war, with its Longboat, Barge, Pinnace, Cutter, and Yawl. A Turkish Galley. A Venetian Galleas. A French Galley. A Zebec, Polacre, and Tartan. A Snow, Bilander, Schooner, and Dogger. A Sloop, Hoy, and Smack. An East-Indiaman. A Portuguese Carrack. A Spanish Galleon. A Canal Boat. A Wherry and Pleasure Boat. A Punt. Lord Mayor's State Barge. Venetian Gondola. The Doge's Bucentaur. A Man-of-war, with descriptive references. Section of a Man-of-war. The Dock Yard. The Ship Launch.

**THIRD VOLUME.**

The **FOREST**; or, Rambles in the Woodland. By JEFFERYS TAYLOR, Author of "Parlour Commentaries." With 36 Illustrations. Second Edition. Price 3s. 6d. half bound.

EXTRACT from list of CONTENTS.—A Stroll in Autumn. The New Forest. The Oak. Age of Trees. Oak Apples. Galls. Bark, or Tan. Varieties of Timber Trees. Transplanting Forests. Usefulness of Deal Timber. Turpentine. Tar. Pitch. Resin. Warlike use of the Yew. Ancient Bows and Arrows. Woodland Scenery. Chestnut of Mount Ætna. Indian Charcoal Burners. Foreign Timber Trees. First Application of Mahogany. Products of the Palm Tree. Work in the Woods. Falling Timber. Wood Stocking. Splitting Old Roots. Measuring Timber. Making up Faggots. Carrying Timber. Timber Drag, and Lever. Remarkable applications of Timber. Westminster

AMUSING PUBLICATIONS.

Hall. Riding House at Moscow. Remarkably large Ships. Schaffhausen Bridge. Mr. Ruryard's Lighthouse. Parts of a Tree. Inversion of Trees. Submerged Forests. Forests on Fire.

FOURTH VOLUME.

The PUBLIC BUILDINGS of WESTMINSTER described. By the Author of "Wars of the Jews." With 12 engravings. Price 3s. 6d. half bound.

EXTRACT from CONTENTS.—Interior of Westminster Abbey. Westminster School. City of Westminster. Westminster Hall. House of Lords. House of Commons. Westminster Bridge. Whitehall. Horse Guards. Treasury. Admiralty. St. James's Palace. Kensington Palace. Chelsea College. Royal Military Asylum. Waterloo Bridge. Lambeth Palace. Somerset House. The Temple Church. Surgeon's Hall. British Museum. Covent Garden Theatre. Drury Lane Theatre. London University. The Colosseum, &c. &c.

FIFTH VOLUME.

The GARDEN; or, Familiar Instructions for the Laying out and Management of a Flower Garden. Third Edition. Illustrated with 12 engravings of flowers, one for each month, and numerous wood cuts. Price, half bound, 3s. 6d. plain; or with the flowers coloured, 4s. 6d.

EXTRACT from CONTENTS.—January. Directions for laying out. Climbers. Arbour, designs for. Centre Beds. Distinction between shrubs. Annuals. Roots. Hints for planting Herbaceous plants, as to height, colour, &c. Tools. Roses, different sorts. Flowering Shrubs. Pruning. Marking Sticks. Flowers in Bloom. Ad-

vice as to particular flowers. Transplanting. American Shrubs. Evergreens, &c. &c. Handweeding, Raking, &c. Rock-work. How to grow Carnations. Flower Basket. Bulbs to dry. Reasons why they should be taken up. Directions for striking Pink Pippings. Cuttings of China, Moss, and other Roses. Ornamental Vases and Tables of Flowers. Fruits of Industry. Gardening considered as a rational amusement. Gather seeds and dry them. Method of budding rose stocks. An old Tree made Ornamental. Effects of cold, without snow, on Alpine Plants. Gardening leads to a love of order and neatness. Distinguished men who have been fond of Gardening, &c. &c.

SIXTH VOLUME.

BIBLE ILLUSTRATIONS; or, a Description of Manners and Customs peculiar to the East, and especially Explanatory of the Holy Scriptures. By the REV. BOURNE HALL DRAPER, Author of "Scripture Stories," "Sketches from Creation," &c. With Illustrations. Second Edition. Price 4s. half bound.

CONTENTS. --- Introduction. Eastern Houses. Bricks. Hospitality. Homage. Sacrifices. Inns. Keys. Covenants. Serpents. Wheat. Bread. Flour, &c. Ovens. Ornaments. Rice. Eating Flesh. Nappkins. Books. Writing. Feasts and Meals. Presents. Cattle, Agriculture, Vineyards, &c. Trade and Commerce. Music and Poetry. Grecian Games. Grinding. Tents. Climate. Fire, &c. Bottles. Shoes. Thrones. The Mirage. The Simoom. Gold, &c. Water Spouts. Doorways and Gates. Balances. Salutation. Moloch. Garments. Threshing. Posture. Mourning. Miscellaneous Subjects, &c.

SEVENTH VOLUME.

The PUBLIC BUILD-

Britain, prior to Alfred's Time. Hermits. Regular Clergy. Secular Clergy. Appointment of Parishes. Norman Invasion. Death of Harold, and Submission of the English. Ranks among the Anglo-Saxons. Cities. Slavery. Great Lords and Abbots. Commutation for Crimes. Prices of Wounds and Death inflicted on different Ranks. Trials. Ordeals. Value of Farming Stock and Land. Feudal System. Domesday Book. The Curfew. Forest Laws. The Crusades. Siege and Capture of Jerusalem. Magna Charta. Civil Wars. Commencement of the House of Commons. State of Literature. Learned Men. Architecture of the Norman period. English Language at different periods. English Commerce. The Bible translated into English. Progress of the Reformation. Dreadful Persecutions of the Protestants. East India Company established. Virginia Colonized. Gunpowder Plot. Plague in London. Fire of London. Judge Jefferys. Passing of the Reform Bill, &c.

ELEVENTH VOLUME.  
**THE FRENCH HISTORY BRIEFLY TOLD.** Embellished with full-length Portraits, from authentic Sources, of Thirty-four of the Sovereigns of France in their proper Costumes, accompanied with a Poetical Chronology; also Four Engravings relating to important Events of French History. Price 4s. half bound.

Extract from CONTENTS.—Early State of Gaul. The Merovingian Race. Charlemagne. Hugh Capet. The Crusades. Peter the Hermit. Heretics. Knights Templars. Jane de Montford. Battle of Cressy. Calais taken by the English. Joan of Arc. Louis the Eleventh and his Astrologer. The Field of the Cloth of Gold. Change in Religious Opinions. Rise of the Protestant Faith. Jesuits. Jealousy evinced at the growing power of Protestantism. Calais retaken by the

French. Catherine of Medicis. Siege of Orleans. Massacre of St. Bartholomew. Wars with the Hugonots. Adventure of the Duc de Sully. Coronation of Mary of Medicis. Marechal Turenne. Revocation of the Edict of Nantes. Battle of Blenheim. Regency of Orleans. Battle of Dettingen. Peace of Aix-la-Chapelle. Conduct of the Clergy. Wars in India. Wars in America. Wars in Europe. Invasion of Ireland. The Peace of 1763. Commencement of the Revolution. La Fayette and Mirabeau. Trial of the King. Reign of Terror. Danton and Robespierre. The Republic. Napoleon Bonaparte. War in Egypt. Success in Germany. Invasion of the Peninsula. Barbarities of the French. Invasion of Russia. Destruction of Moscow. Battle of Leipsic. France Invaded. Abdication of Bonaparte. Bonaparte sent to Elba. Bourbons restored. Return of Bonaparte. Battle of Waterloo. Bonaparte sent to the Island of St. Helena. His Death. Assassination of the Duc de Berri. Charles the Tenth. Administration of Polignac. Algiers Taken. Revolution of 1830. Charles X. Abdicated. Louis Philip. Trial of the Ex-Ministers, &c.

TWELFTH VOLUME.

**THE OCEAN;** a Description of Wonders and Important Products of the Sea; with 36 engravings on Wood, and Four on Steel, price 3s. 6d. half bound.

EXTRACT FROM CONTENTS.—Amphibious Animals. Appearances of the Sea. Arctic Walrus. Bivalves. Bottom of the Sea. Mutiny of the Bounty. Cachalot, Cetaceous Animals. Changes of the Sea. Cochlea. Cod Fishery. Coral. Crabs. Depth and Density of the Sea. Diving Bell. Dolphin. Echinus. Electric Ray. Extent of the Ocean. Fishes distinguished. Fishes described. Floating Islands. Flying Fish. Goodwin Sands. Great Whale. Green Turtle. Grampus. Hippocampus. Icy Seas. Insects of the Sea. John Dorée. Lamprey. Luminousness of the Sea. Mackerel. Maelstrom. Marine Animals.

AMUSING PUBLICATIONS.

Mediterranean. Motions of the Sea. New Island. Nautilus. General Description of the Ocean. Oysters. Pandora Ship. Paper Nautilus. Pearls. Polar Regions. Porcupine Fish. Porpoise. Prawns. Products of the Sea. Razor Fish. Marine Reptiles. Salmon. Saltness of the Sea. Seas. Sea Flowers. Sea Weed. Seals. Shark. Shell Fish. Causes of Shipwrecks. Shrimps. Spermaceti. Sprats. Sponge. Sword Fish. Tides. Tortoise. Turbot. Waterspouts. Whale Fishery. Whirlpools, &c. &c.

13th and 14th VOLUMES.

THE NATURAL HISTORY of QUADRUPEDS.

By F. SHOBERL. With 64 illustrations, by Mr. THOS. LANDSEER. The subjects on Steel etched by himself. 2 vols. Price 4s. each, half bound.

To those who cannot enjoy the advantages of the ocular examination of animals, the best compensation is furnished by books containing spirited and faithful delineations and accurate descriptions. To this merit the work here announced lays claim. Not aspiring to the dignity of a complete system of Natural History, it professes only to exhibit a selection of the more remarkable individuals of the Quadruped tribes.

The illustrations are from drawings, taken almost all of them from living specimens, by an artist justly celebrated for the spirit, vigour, and fidelity of his animal portraitures.

FIFTEENTH VOLUME.

FRANCIS LEVER; the Young Mechanic. Being Incidents and Lectures explanatory of the First Principles of Mechanics, with some Account of the most celebrated Engines, ancient and modern. With Six Steel, and upwards

of Thirty Wood Engravings, price 4s. half bound.

Extract from CONTENTS.—Principles in Mechanics Illustrated. The Balanced Plank. Frank's Mill. The Dutch Clock. The Jack of all Trades. Shoring up the Old House. The Jack. Advantages of Arithmetic and Geometry. Means of Conveying Water. Operations of the Ancients. Pyramids of Egypt Lake Mœris. Works of the Egyptians. Babylon. Works of Antiquity. The Great Wall of China. Aqueducts. Works of the Greeks and Romans. Machines of the Ancients. Archimedes. The Battering Ram. The Balista. Catapulta and Scorpion. Perpetual Motion; Frank's contrivances to produce it. Orfyreus's Wheel. What is Matter? Properties, Divisibility, &c. of Matter. Attraction and Cohesion. Attraction of Gravity, &c. Lecture on the Mechanical Powers. The Lever. The Pulley. Combinations of Pulleys. The Wheel and Axle. The Timber Jack. The Inclined Plane. The Wedge. The Screw. Powers and Effects of Machinery, &c. Lecture on Machines. Mills. Power of the Wind. Water-Wheels. Corn-Mills. Millstones. Machines for Raising Water. Archimedes' Screw. The Tympanum. Persian Wheel. Chain Pump. Sucking Pump. Forcing Pump. The Loom. The Printing Press, &c. Lecture on Horology. The Heavenly Bodies as Time Measures. Sun Dials. Water Clocks. Wheel Clocks. Ancient Clocks. Raising of Weights by Wheels. Pendulum Clocks. The Clock of Strasburg. Watches; Construction of, &c. Lecture on the Steam-Engine. Invention of Steam-Engines. James Watt. The Structure of the Steam-Engine, &c.

*In Progress.*

16th and 17th VOLUMES.

The LITTLE BOTANIST; or Steps to the Attainment of Botanical Knowledge. By CAROLINE A. HALSTED. With numerous illustrations, drawn and engraved by Mr.

J. D. C. SOWERBY. 2 vols.  
Price 4s. each. The front-  
piece coloured.

18th VOLUME.

THE NATURAL HISTO-  
RY OF BRITISH BIRDS.

6. SKETCHES from the  
VOLUME of CREATION,  
as displayed in The Seasons  
of the Year; an original  
Work for Youth. By the Rev.  
BOURNE HALL DRAPER,  
Author of "Scripture Stories  
from the Old and New Tes-  
taments," &c. Illustrated with  
5 steel engravings, and 2 su-  
perior wood engravings. Se-  
cond Edition. Price 3s 6d.  
square cloth.

The Author of this Volume is fervently  
solicitous to create in the minds of the  
young, at a very early period, a glowing  
admiration of the beautiful works of the  
Most High. As a superficial perusal of the  
work must present to the mental eye a series  
of interesting rural landscapes, the writer  
trusts that they will always afford gratifi-  
cation, and, he hopes, sometimes even a  
feast, to the youthful imagination.--*Preface.*

7. ICONOLOGY; or, Em-  
blematic Figures Explained,  
in original Essays on Moral  
and Instructive Subjects. By  
W. PINNOCK, Author of Pin-  
nock's Catechisms. With 72  
engravings from ancient de-  
signs. Price 8s. plain; or,  
10s. 6d. coloured; half bound,  
12mo.

"This is an admirable little Book, for  
the younger readers more especially, but  
by no means ill adapted for the instruction  
and amusement of children of larger  
growth. Its prominent object is to ex-  
plain and illustrate the numerous repre-  
sentative emblems of sciences, passions,  
virtues, vices, &c. which, before the use of  
printing, were generally portrayed by  
certain significant symbols, and are still  
frequently met with on ancient coins and  
medals, titles of books, &c. Each descrip-  
tion is accompanied by moral precepts,  
maxims, or anecdotes connected with the  
subject under illustration, calculated at  
the same time to improve the heart and  
inform the mind. The designs through-  
out are well executed, and the book will,  
no doubt, become a great favourite with  
that class of readers for whom it is prin-  
cipally intended."—*Christian Rememoran-  
cer, June 1830.*

8. WINTER EVENINGS  
AT COLLEGE: a Descrip-  
tion of the Manners, Cus-  
toms, Public Institutions,  
Religion, and Mysteries, &c.  
of the ANCIENT GREEKS; a  
short Account of the State of  
Modern Greece; and Reflec-  
tions on the Revolutions of  
Empires. By the Rev. B.  
T. H. COLE, Rector of War-  
bleton, Sussex, formerly  
Scholar of Trin. Coll. and  
late Fellow of Magd. Coll.  
Cambridge. With a fron-  
tispiece. 2 vols. Price 6s.  
half bound, 18mo.

This Work, compiled from the most au-  
thentic sources, contains a valuable selec-  
tion of very interesting matter, compressed  
into a succinct form. It opens with an ac-  
count of the domestic habits and peculiar  
customs of the Greeks of old times; con-  
ducts the reader through their household  
economy; leads him to their temples ex-

AMUSING PUBLICATIONS.

hibits to his view their religious rites; accompanies him to the Gymnasium and the Stadium, where the athleteæ are preparing for those games the mastery in which conferred the greatest honour; presents to his view the games themselves; throws back the veil from the dread mysteries of Eleusis; conducts him to the secluded groves and caverns which superstition had deemed sacred; and enables him to detect the imposition of oracular pretensions.

By an easy and natural transition, the state of the Modern Greeks next engages the reader's attention; and, in conclusion, the Author enters into a brief investigation of the causes which have led to the revolution of empires.

"An excellent little work, well adapted to convey useful instruction to the young, in a very pleasing and enticing manner. Nor do we confine our measure of applause to the character of this book as a manual for the young: there are many, perhaps, amongst the readers of our grave and solemn lucubrations, who might turn away from the bewildering haunts of the theologian and critic, to snatch an interlusive revival of early associations from these modest pages, without fearing that they should incur the censure of condescension."—*Christian Remembrancer, May, 1829.*

9. The COUNTY ALBUM; containing 400 Hieroglyphics, indicative of the Products, Staple Commodities, Manufactures, and Objects of Interest, in England and Wales; for the Amusement and Information of Fire-side Travelers. Price 3s. 6d. cloth, 18mo.

The powerful effect upon the memory of hieroglyphics, or pictorial representations, is too generally known to need any recommendation. Whatever enters by the eye makes a more lasting impression upon the mind than any thing we hear of. The application of such a method to give the young reader a recollection of the manufactures, productions, &c. of the several

counties of his native land, is novel, and cannot fail of being useful.

10. STORIES FROM THE SCRIPTURES OF THE OLD AND NEW TESTAMENT, on an improved Plan. By the Rev. BOURNE HALL DRAPER. With 48 engravings. Third Edition. Price 7s. 6d. half bound, 12mo.

"The Writer has never seen any Scripture History precisely on the same plan. He is of opinion that religious instruction should be given in very early life. He thinks that very salutary impressions are often made even at an early age. It has been his sincere aim to blend entertainment with instruction, and to bring into prominent view, those simple and striking lessons which are most calculated to be beneficial to the youthful mind, both here and hereafter."—*Author's Preface.*

"The Author of this Volume, in sending forth a THIRD EDITION, wishes to express his gratitude to God, for reason to believe that his labours have not been in vain. The Writer, whose life, from a very early period, has been spent in the delicious fields of Sacred Literature, is pleased with the hope that, by the Divine blessing, many of his youthful readers will be allured by his pages to enter into this Eden, consecrated by the footsteps of the best and wisest of our race, to inhale its cheering fragrance, and to gather those fruits of the Tree of Life, which will delight and enrich the deathless mind, not only through the periods of time, but also of eternity."—*Advertisement to the Third Edition.*

11. SCENES of INDUSTRY, displayed in the BEE-HIVE and the ANT-HILL; with The WONDERS OF THE INSECT WORLD. By the

Author of "Wars of the Jews," &c. With engravings. Second edition. Price 6s. half bound, 12mo.

The History of Bees and Ants affords great scope for amusement and instruction. The Author of this Book has collected, from personal observation and works of authority, correct information concerning their economy, diligence, foresight, &c. The second edition has been improved by a short and easy introduction to Entomology.

12. BEGINNINGS OF BRITISH BIOGRAPHY; being the Lives of One Hundred Persons eminent in English History. By the Rev. ISAAC TAYLOR. Illustrated with 48 engravings. Price 7s. 6d. in 1 thick vol. half bound.

Biographical history is at once the most entertaining and the most useful form in which the events of times past can be given; and we have here a regular series of English History described in the adventures of those who were the chief actors in its various scenes.

13 & 14. BEGINNINGS OF EUROPEAN BIOGRAPHY; or, Sketches of the Lives of eminent Persons, from the reign of Charlemagne to the present Time. By the Rev. ISAAC TAYLOR. In two vols. viz.

i. The MIDDLE AGES. Illustrated with 24 engravings. Price 7s. half bound, 12mo.

This division of Biographical Sketches, includes the History of Europe during the Middle Ages; or, from the Revival of Learning under Charlemagne, to the *Invention of Printing*.

ii. The LATTER AGES. Illustrated with 24 engravings. Price 7s. 6d. half bound, 12mo.

This division includes the History of Europe from the *Invention of Printing* to the Present Times.

15. TRUE STORIES FROM ANCIENT HISTORY,—chronologically arranged, from the Creation of the World to the Death of Charlemagne. By the Author of "Always Happy," &c. Seventh Edition, considerably enlarged, and illustrated with 24 engravings. Price 7s. 6d. half bound, 12mo.

16. TRUE STORIES FROM MODERN HISTORY, chronologically arranged, from the Death of Charlemagne to the Battle of Waterloo. By the Author of "True Stories from Ancient History," &c. Fifth Edition, considerably enlarged, and illustrated with 24 new engravings. Price 7s. 6d. half bound, 12mo.

These two Volumes afford a compendious view of Universal History, excepting the English, to which subject a third volume has been exclusively devoted. The narrative



AMUSING PUBLICATIONS.

is simple, and adapted to the capacities of the class of readers for whose instruction and amusement they were designed. The Authoress observes, "It was imperative that her work should be amusing, or children would not read it; that it should be accurate, or children would not profit by it; and she has endeavoured to meet this necessity, and to produce a series of tales at once entertaining and true." Each volume has a Chronological Index, which considerably enhances its value as a book of reference.

---

17. TRUE STORIES FROM ENGLISH HISTORY, chronologically arranged, from the earliest Times to the present Period. By the Author of "True Stories from Ancient and Modern History," &c. Third Edition, with considerable additions, and Tables exhibiting the early State of Britain, and the Dynasties, Alliances, and Descendants of the Sovereigns, from the time of Egbert, Founder of the Monarchy. With 36 engravings. Price 7s. 6d. half bound, 12mo.

These Stories contain not merely a history of public events, but they exhibit the peculiar customs and manners, sports and pastimes, of the people of England in successive periods. It is a domestic history, and glances at political affairs only so far as they conduce to the Author's main design of shewing the progressive improvement of the nation from the barbarism of the early Britons, through the martial periods of the Saxons and Normans, to its present eminence in science, arts, and literature.

---

18. TRUE STORIES FROM THE HISTORY OF SCOT-

LAND. Illustrated with 12 engravings. Fourth Edition. Price 4s. half bound, 12mo.

The plan of this Work is similar to that of the preceding; and, while it renders the series of British History complete, contains many interesting anecdotes, not usually found in epitomes of national transactions.

---

19. SCENES IN EUROPE AND ASIA, for the Amusement and Instruction of little Tarry-at-home Travellers. By the Rev. ISAAC TAYLOR. New Edition. Illustrated with 96 engravings, and two maps. Price 8s. half bound, 12mo.

---

20. SCENES IN AFRICA AND AMERICA, for the Amusement and Instruction of little Tarry-at-home Travellers. By the Rev. ISAAC TAYLOR. New Edition. Illustrated with 96 engravings, and two maps. Price 8s. half bound, 12mo.

---

21. SCENES IN ENGLAND, for the Amusement and Instruction of little Tarry-at-home Travellers. By the Rev. ISAAC TAYLOR, Author of "Scenes in Europe," &c. Third Edition; with 84 engravings. Price 5s. half bound, 12mo.

The plan of the two preceding works is here pursued with respect to our native country.

22. SCENES OF BRITISH WEALTH, in its Produce, Manufactures, and Commerce, for little Tarry-at-home Travellers of every Country. By the Rev. ISAAC TAYLOR. New Edition, with 12 new engravings. Price 7s. 6d. half bound, 12mo.

A knowledge of the productions of one's own country, whether they be natural or artificial, is so requisite, that he can be said to have learned but little who has neglected this branch of information. But it is in the power of very few, especially of the junior classes, to make a tour of Great Britain, in order to take an actual survey of its various products and manufactures; and therefore books, similar to this, come in very opportunely to their aid.

23. The ABBE GAULTIER'S COMPLETE COURSE OF GEOGRAPHY, by means of Instructive Games; containing the Game of Simple Geography, for teaching the Names and Situations of the different Countries and Places of the Earth; a concise Treatise on the Artificial Sphere; and a Geographical Game, illustrative of Ancient and Modern History. Revised and improved to the present time, by the late J. O. BUTLER.

One volume, folio, with an entirely new set of coloured maps, including the recent Discoveries in the Arctic Regions, from Drawings by Mr. Aspin, engraved by Mr. Hewitt. Price 17. 1s. half bound; or 17 11s. 6d with a box containing 348 Counters.

Till the publication of the above Work, the study of Geography had been to young people attended with great labour, and productive of little benefit. The memory was burdened with technical terms, but the judgment was rarely led to make a methodical application of them. No wonder if the pupil retired from the lesson unedified, if not disgusted. By a happy, yet simple arrangement, the Abbé Gaultier removed one great difficulty—that of remembering a multitude of abstract names unconnected with each other or with any circumstance of locality or history; and by leading his young students to analyse each Map as it passed under their review, they rapidly acquired the situations of the countries, islands, seas, rivers, mountains, &c. which it contained. And, still farther to engraft upon their memories what they had learned, he proposed, by way of an amusing Game, a number of questions, which they were to answer with only the aid of an outline map. His method proved successful; and the advantage resulting from it is confirmed by the experience of many years, during which it has been practised in most countries in Europe.

The numerous editions which have been published of this work, and the extensive favour with which it is still received, as well in private families as in schools, establish its claims to superior utility.

24. FAMILIAR GEOGRAPHY; by the Abbé GAULTIER, introductory to the Author's Complete Course of Geography by means of Instruc-

tive Games. With coloured Maps. Fifth Edit. Price 3s. in coloured cloth, square 16mo.

That portion of the larger Work which it is recommended the Pupil should commit to memory, having been considered by several Parents and Tutors as unwieldy, from its being printed in the folio size, a smaller book has been prepared by the Editor of the latest impressions to meet this only objection to the excellent and approved work of the Abbé Gaultier.

25. ANCIENT GEOGRAPHY. By the Abbé LENGLET DU FRESNOY. A New Edition, improved, with a coloured map of the World as known to the Ancients. Price 2s. 6d. bound in cloth, square 16mo.

26. BUTLER'S OUTLINE MAPS, and KEY; or, Geographical and Biographical Exercises: designed for the Use of Young Persons. By the late WILLIAM BUTLER. The Nineteenth Edition, improved by his Son, J. O. BUTLER. With an entirely new set of Maps. Price 4s. coloured.

The numerous editions which this Work has gone through, are sufficient tokens of its high rank in the public estimation. It forms an easy and familiar method of giving the first elements of geography, "which, without fatiguing the attention by a prolix catalogue of hard names in the letter-press, or maps crowded with a multiplicity of unimportant places, may initiate the pupil in the first principles of this pleasing science. By maps of this kind, which have the outlines carefully coloured, the young

scholar is enabled to distinguish, at a glance, the whole extent of countries and provinces, with their boundaries, figures, and relative situations," introducing in the Key a large fund of biographical, historical, and general information. Such were the Author's views; and the extensive favour with which his effort has been received, demonstrates that his labour was not in vain. The very low price of the work puts it within the reach of every one who has the least desire of improving himself, or his dependents, in the knowledge of the most useful, because the most frequently in demand, of all sciences.

27. HOW TO BE HAPPY; or, Fairy Gifts: to which is added, a SELECTION OF MORAL ALLEGORIES, from the best English Writers. Second Edition, with eight superior engravings. Price 5s. 6d. half bound, 12mo.

The favourable reception given to this little Work, has induced the Publisher, in sending forth a Second Edition, to enlarge the plan, by adding a selection of Allegories, written by the most approved authors of our own country, of which the moral tendency is, to raise the juvenile mind to a just appreciation of virtue and vice, and teach it the most important of all lessons, "How to be happy."

28. The LITTLE GRAMMARIAN; or, An Easy Guide to the Parts of Speech, and a Series of instructive and familiar Illustrations of the leading Rules of Syntax. In amusing Tales. By the Rev. W. FLETCHER. Second Edition. Illustrated with 12 engravings. Price 3s. half bound, 18mo.

"This Work is intended to diminish the toil of young beginners in learning grammar, by giving easy and amusing illustrations of the several parts of speech, on the Abbé Gaultier's plan. The parts of speech, and their rules, are first defined in a clear and simple manner; and after each definition a pleasant little tale follows, containing as many words as possible of that part of speech which it is intended to illustrate: these words are printed in *Italics*, so that the child may easily recognize them; and, by their frequent repetition, impress them, and the rule by which they are regulated, upon his memory. The principal elementary rules of syntax are simplified and elucidated in like manner, and accompanied by exercises in concord and government. The work is altogether cleverly executed, and well calculated to facilitate the first attainment of grammatical rudiments, by innocently beguiling our little friends into a knowledge of matters too uninteresting to please in their crude and undigested form."—*Literary Gazette*.

29. ENGLISH HISTORY MADE EASY, on a Popular Plan, with the addition of Six Hundred Questions, relating to the principal events in the History of England, upon the improved method of the Abbé Gaultier. By J. ASPIN. Second Edition, with engravings. Price 3s. half bound, 18mo.

30. THE PICTURESQUE PRIMER; or, Useful Matter made Pleasing Pastime. Illustrated with 120 cuts, coloured. Price 4s. 6d. half bound, 12mo.

31. FATHER ALFRED'S ELEMENTS of KNOWLEDGE. By the Rev. W. FLETCHER, Author of "Lessons of Wisdom." With a frontispiece. Price 3s. half bound, 18mo.

The discourses of "Father Alfred" lead his pupil, by pleasing conversation, through the rudiments of Theology, Astronomy, Geography, and Natural History. The study of philosophy is here rendered an interesting amusement. The Work is interspersed with original poetry, and selections, in prose and verse, from approved writers.

32. STORIES for SHORT STUDENTS; or, Light Lore for Little People. By the Rev. E. MANGIN. With 12 engravings. Price 5s. half bound, 12mo.

33. MAMMA'S LESSONS for her little Boys and Girls. By the Author of "The Transformation of a Beech Tree." With 16 plates. Fourth Edition. Price 3s. 6d. bound in cloth, plain; or 4s. 6d. half bound, coloured; square 16mo.

"The following pages contain a variety of easy, but it is hoped, improving lessons for children, from four to seven years of age. They, for the most part, consist of plain words of one syllable only; but the Writer has never hesitated to employ longer words, when the familiar form of expression could not be preserved without them; for she has found, by long experience in her own family, that a child's progress in learning to read, is not so much retarded by words compounded of two or

more syllables as by such as are not in common use among children, and require, therefore, some explanation; an explanation often equally tedious to the young pupil and difficult to the teacher."—*Author's Preface.*

34. CHIT CHAT ; or, Short Tales in Short Words. By A MOTHER, Author of "Always Happy." Third edition, enlarged. With 16 engravings, and many woodcuts. Price 3s. 6d. bound in cloth, square 16mo.

Our life is like a summer's day,  
It seems so quickly past;  
Youth is the morning, bright and gay,  
And if 'tis spent in wisdom's way,  
We meet old age without dismay,  
And death is sweet at last.

35. EASY LESSONS ; or, Leading-Strings to knowledge. In three Parts. The First and Third Parts by A LADY, for her own Children ; the Second Part arranged by the late Mrs. TRIMMER. With 16 engravings. Price 3s. 6d. bound in cloth, square 16mo. New Edition.

36. TRUELOVE'S TALES ; a Cup of Sweets that can never Cloy ; being a collection of moral and amusing little Tales for children, with 20 engravings. Price 3s. 6d. bound in cloth, sq. 16mo.

37. INFANTINE KNOWLEDGE: a Spelling Book, on a Popular Plan. By the Author of "The Child's Grammar." With 144 neat engravings. Fourth Edition. Price 3s. bound in cloth ; or 3s. 6d. coloured, half bound, square 16mo.

This Publication differs from its predecessors, in presenting to the learner a more copious selection of small words, and suitable reading exercises. The latter part contains a novel explanation of the Use of Numerals—The Division of Time—The English Coins—The Multiplication Table in Rhyme—Historical Sketches of the Kings of England, in Rhyme—Select Poetry—The Church Catechism, &c.; principally intended for private instruction and superior schools, or as a more attractive and elegant substitute for the Spelling Books generally in use.

38. THE STUDENTS ; or, Biography of the Grecian Philosophers. By the Author of "Wars of the Jews," &c. With Frontispiece. Price 2s. 6d. half bound.

39. The CHILD'S GRAMMAR. By the late Lady FENN, under the assumed name of Mrs. Lovechild. Thirty-sixth Edition. Price 9d. sewed, or 1s. bound, 18mo.

The extensive circulation, to the amount of upwards of 200,000 copies, since the first appearance of this little book, is a flattering proof of its excellence.

40. **THE MOTHER'S GRAMMAR:** a Sequel to "The Child's Grammar." By the same Author. Nineteenth Edition. Price 1s. sewed, or 1s. 3d. bound, 18mo.

The First of these little Treatises is intended to be the young pupil's manual; and the greater part of it is to be committed to memory: the Second is designed to remain some time in the possession of the teacher, for her own occasional use: the whole, to assist ladies in teaching the rudiments of Grammar, not only to the female part of their family, but their little sons, before they go to school.

41. **PARSING LESSONS** for CHILDREN, resolved into their Elements; for the Assistance of Parents and Teachers; and adapted to the Child's and Mother's Grammars. By the same Author. Eighth Edition, carefully revised. Price 1s. 3d. sewed, 18mo.

42. **A SHORT INTRODUCTION TO GEOGRAPHY,** containing a Description of the several parts of the known World, their Situation and Chief Towns; for the Use of Schools. Twenty-fourth Edition, carefully revised and corrected, by J. ASPIN. Price 9d. sewed, or 1s. bound.

This little Work is designed to be purely elementary; it has therefore been com-

posed on the simple principle of offering nothing to the youthful mind which it cannot comprehend. The chief object kept in view has been to prepare young persons for the higher and more systematic treatises on Geography, and to present a Key by which the more wealthy treasures of that science may be opened. It was originally compiled by Mr. Newcombe, of Hackney, for the use of his seminary, and has been adopted by his successors. As a farther recommendation, it may be stated that the sale has been upwards of 50,000 since its first publication.

43. **WARS OF THE JEWS,** as related by JOSEPHUS; adapted to the capacities of Young Persons, and illustrated with 24 new engravings. Fourth Edition. Enlarged and improved by the Author. Price 6s. half bound, 12mo.

The elaborate details of Josephus are compressed, in an interesting manner, into the compass of a duodecimo volume; interspersed with anecdotes of the principal characters engaged in this historical tragedy, and topographical notices of the places where the scenes lay.

44. **PARLOUR COMMENTARIES** on the CONSTITUTION and LAWS of ENGLAND: a familiar Explanation of the Nature of Government, and the Necessity of Legal Authority; with some Account of the Proceedings in Parliament and Courts of Justice. By JEFFERYS TAYLOR, Author of "The Forest," &c. With

a Frontispiece. Price 2s. 6d. half bound.

"A gentleman returning home, one evening, and entering the room in which his family were assembled, found the young folks playing at what they termed 'Judge and Jury.' The mode of proceeding exhibited but a faint resemblance to that adopted in more serious affairs; yet, as the subject was an important one, he thought some information relating to the Constitution and Laws of England, suggested by the evening's entertainment, would be appropriate, if it could be conveyed intelligibly to his children."

45. The RIVAL CRUSOES; or, The Shipwreck on a Desert Island. A Tale. Also, A VOYAGE to NORWAY; and THE FISHERMAN'S COTTAGE, founded on Facts. Illustrated with eight engravings. Third Edition. Price 4s. 6d. half bound, 12mo.

46. The ADVENTURES of DON ULLOA, in a Voyage to Calicut, soon after the Discovery of India, by Vasco de Gama. With 24 engravings. Price 7s. half bound, 12mo.

47. The LADDER TO LEARNING: a Collection of Fables, Original and Select, arranged progressively in words of One, Two, and Three Syllables. Edited and improved by the late Mrs. TRIMMER. With 78 cuts.

Thirteenth Edition. Price 3s. 6d. plain, bound in cloth; or 5s. 6d. coloured, half bound, square 16mo.

This is a very excellent Book for the nursery, as it leads the young beginner, by means of entertaining fables, through the etymological gradations of one, two, and three syllables, without wearying his attention, or producing disgust by the tiresome task of spelling words destitute of connection with each other, and therefore to him devoid of interest. The labour of compiling a work upon such a plan cannot be readily conceived; and the Authoress, whose exertions on behalf of the rising generation have gained the approbation of the judicious, has endeavoured, in the present work, to win the honour of their continued esteem.

48. ALFRED CAMPBELL; or, The Young Pilgrim. Containing Travels in Egypt and the Holy Land. By Mrs. HOFLAND. Second Edition, illustrated with 24 engravings. Price 6s. 6d. half bound, 12mo.

The Writer of these Travels has "endeavoured to present, in a form acceptable to youth, the leading facts and most interesting descriptions of the places spoken of, as given by approved authors." The dry details of the traveller's journal are suppressed, and those adventures only are presented which can afford entertainment and enlarge the sphere of knowledge.

49. THE YOUNG PILGRIM; or, Alfred Campbell's Return to the East, and his Travels in Egypt, Nubia, Asia Minor, Arabia Petrea, &c. By Mrs. HOFLAND. Illustrated with 12 engravings.

Price 5s. 6d. half bound,  
12mo.

"The Compiler of Alfred Campbell's Pilgrimage has received permission of Captain Mangles to extract from his excellent and unique work, descriptions for this Second Tour; in addition to which it is indebted to the Overland Journey to India of Major Campbell, and S. F. Henniker's Work. A part of the information contained in this Volume has not yet been offered to the public in any other form, and will, therefore, it is hoped, be duly estimated by the class of readers to whom it is so kindly conceded by the original writer, from the most amiable motives."—*Author's Preface.*

50. The **YOUNG CADET**; or, Henry Delamere's Voyage to India, his Travels in Hindoostan, his Account of the Burmese War, and the Wonders of Elora. By Mrs. HOF-**LAND**. Illustrated by 12 engravings. Second Edition. Price 5s. 6d. half bound, 12mo.

The subjects selected for this Volume are of a most interesting nature. The incidents of the Burmese War, selected from the details of Captain Snodgrass, afford a pleasing series of striking adventures, of which the value is enhanced by their being free from fiction; and, at the same time, they exhibit the character of the Orientals, particularly of the Burmese, in vivid but true colours.

51. The **SON of a GENIUS**; a Tale. By Mrs. HOF**LAND**. A new Edition, revised and considerably enlarged by the Author; with a frontispiece. Price 3s. half bound, 18mo.

The Author has given a highly-finished, though not extravagant, portrait of a man of talent pursuing his taste without restraint, contrasted with that of his son, whose talents, nowise inferior to those of his parent, were regulated by the precepts of religion and the rules of right reason. The consequences may be readily anticipated; the father, after a life of great vicissitudes, died in want: but the son, rising gradually from a state of indigence, obtained, by industry and prudence, a handsome competency for himself, his widowed mother, and his orphan sister. The success of this book may in some measure be judged of from the fact of its having been "translated into every European language; and in France, Germany, and Holland, it has gone through numerous editions: the *wise* have condescended to praise it; the *good* to circulate it." The present edition has been carefully re-written by the Authoress, and considerably enlarged; but the story remains unaltered.

52. **WILLIAM TELL**; or, The Patriot of Switzerland. By **FLORIAN**; and **HOFER**, the Tyrolese. By the "Author of Claudine," &c. New Edition, with four engravings. Price 3s. half bound, 18mo.

53. The **PILGRIM'S PROGRESS**, from this World to that which is to come, by **JOHN BUNYAN**. Abridged for Young Persons, by the Rev. **THOMAS SMITH**. Illustrated with 28 engravings on wood. Price 2s. 6d. bound in cloth, gilt edges.

54. The **ANIMAL MUSEUM**; or, Picture Gallery



of Quadrupeds. By the Author of "Conversations on Astronomy." With engravings of nearly 100 Animals, of various kinds, tame and wild. Price 8s. half bd. 12mo.

55. The JUVENILE RAMBLER; in a Series of easy Reading Lessons. Second Edition. With 12 engravings. Price 3s. 6d. plain; or 4s. 6d. coloured; half bound, 12mo.

—"Where'er we roam,  
Our first, best country, ever is at home."

This little Book takes the young reader over most countries of the world, pointing out the most striking peculiarities of each, whether with respect to climate, productions, or the manners of the inhabitants.

56. A VISIT TO GROVE COTTAGE; and, THE INDIA CABINET OPENED. New Edition. Price 3s. half bound, 18mo.

This little Work exhibits a very pleasing combination of amusement and instruction, particularly calculated for young ladies. To give a concise description of it would be difficult, as it embraces so great a variety of information.

57. CLAUDINE; or, Humility the Basis of all the Virtues; a Swiss Tale. By the Author of "Always Happy," &c. Seventh Edition, illus-

trated with four engravings. Price 3s. half bound, 18mo.

58. The LITERARY BOX, containing the Contributions of the Evelyn Family; consisting of Instructive and Amusing Tales, in Prose and Verse. With 12 engravings. Price 3s. 6d. plain; or 4s. 6d. coloured, half bound, 12mo.

59. The TWIN SISTERS; or, The Advantages of Religion. By Miss SANDHAM. Eighteenth Edition. With a frontispiece. Price 3s. half bound, 18mo.

60. LA BABILLARD, an amusing Introduction to the French Language. By a FRENCH LADY. With 20 Engravings. Price 2s. 6d. square cloth.

61. The HISTORY of SANDFORD and MERTON. By THOMAS DAY, Esq. A new Edition revised throughout, and embellished with beautiful cuts from new designs by Harvey. Price 7s. 6d. 12mo. half bound.

62. The BEAUTIES of HISTORY; or, Pictures of Vir-

tue and Vice, drawn from examples of Men eminent for their Virtues, or infamous for their Vices. Selected for the instruction and entertainment of Youth, by the late Dr. DODD. Eighth Edition, with eight beautiful engravings on wood. Price 4s. 6d. half bound, 12mo.

63. TOM TRIP'S NATURAL HISTORY of BIRDS and BEASTS; in a Collection of 84 engravings, with short Descriptions to each, for Young Children. Price 5s. 6d plain; or 8s. coloured, half bound, 12mo.

64. MARMADUKE MULTIPLY'S MERRY METHOD OF MAKING MINOR MATHEMATICIANS; or, The Multiplication Table in Rhyme. With 69 engravings. To be had either in Four Parts, 1s. each, coloured; or half bound together, 4s. 6d. coloured.

65. The LOOKING-GLASS for the MIND; or, a Selection of Moral Tales, chiefly from the "CHILDREN'S

FRIEND." Eighteenth Edition, with 74 wood cuts, designed and engraved by Bewick. Price 3s. 6d. bound.

66. The CHAPTER OF KINGS, a Poem, exhibiting the most important Events in the English History, and calculated to impress upon the Memory the Order of Succession of the English Monarchs. By Mr. COLLINS. With 38 engravings, in which the Costume of each Reign is strictly attended to. Price 3s. plain; or 4s. coloured; half bound, square.

67. INSTRUCTIVE RAMBLES in LONDON and the adjacent Villages. BY ELIZABETH HELME. Eighth Edition, with a frontispiece. Price 4s. 6d. bound, 12mo.

Let us consider that youth is of no long duration, and that in maturer age, when the enchantments of fancy shall cease, and phantoms of delight no more dance about us, we shall have no comfort but the esteem of wise men, and the means of doing good.—*See the work.*

68. An INTRODUCTION to BOTANY, in a Series of familiar letters, with illustrative Engravings. By PRISCILLA WAKEFIELD, Author of "Mental Improvement."

The Tenth Edition, enlarged and improved. Price 4s. with the plates plain; or, 8s. coloured; boards, 12mo.

69. GOLDSMITH'S HISTORY of ENGLAND. Revised, and continued to the year 1826, with Questions at the end of each chapter, by JOHN DYMCK. Price 4s. bound, 12mo.

70. CROXALL'S ÆSOP; or, Fables of Æsop and Others. Translated into English, with Instructive Applications, and a Print before each Fable. By SAMUEL CROXALL, late Archdeacon of Hereford. Twenty-second Edition, carefully revised. Price 3s. 6d. bound, 12mo.

71. PERRIN'S SPELLING; a New and Easy Method of Learning the Spelling and Pronunciation of the French Language. In Two Parts. Twenty-first Edition. Revised and corrected by C. GROS. Price 2s. bound, 12mo.

72. PERRIN'S FRENCH FABLES. Twenty-first Edi-

tion. Price 2s. 6d. bound, 12mo.

73 BEAUTIES of STURM'S REFLECTIONS, in Lessons on the Works of God and His Providence, rendered familiar to the Capacities of Youth. By ELIZA ANDREWS, Author of "Manuscripts of Vertueo," &c. Eighth Edition. Price 3s. 6d. bound, 12mo.

74. STAUNTON'S CHRONOLOGICAL ATLAS; or, Outline of Universal History: designed to facilitate that Study, by a Comparison of contemporary Occurrences, divided into Periods, in the following order:—1. A General View of the Revolutions of the several States and Empires.—2. Outline of the Subversion of the Babylonish Monarchy, by Cyrus.—3. and 4. From the Æra of Cyrus to that of Charlemagne.—5. and 6. From Charlemagne to the Year 1818. Engraved on six large copper plates, and coloured. Price 10s. 6d. half bound.

75. SHERIDAN'S PRO-  
NOUNCING and EXPLA-

**NATORY DICTIONARY** of the **ENGLISH LANGUAGE**, improved by **STEPHEN JONES**. A new Edition, revised by **W. BIRKIN**. Price 3*s.* 6*d.* bound, oblong 18mo.

76. **GEOGRAPHY FOR CHILDREN**; or, a Short and Easy Method of Teaching and Learning Geography. Designed principally for the Use of Schools. Thirty-second Edition. Price 2*s.* bound, 12mo.

77. **A CLASSICAL DICTIONARY**, for the Use of Schools. By **Dr. BROWNE**. Seventh Edition. Price 8*s.* bound, royal 18mo.

78. **A DICTIONARY of NATURAL HISTORY**; or, A Complete Summary of Zoology; containing a full yet succinct Description of all the animated Beings in Nature. A Pocket Volume, with plates. Price 5*s.* half bound.

79. **A NEW BIOGRAPHICAL DICTIONARY**, containing a Brief Account of the Lives and Writings of the most Eminent Persons and

Remarkable Characters in every age and nation. By **STEPHEN JONES**. Seventh Edition. Price 6*s.* in boards, 18mo.

80. **A NEW DICTIONARY**, in French and English, and English and French; combining the Dictionaries of **BOYER** and **DELATANVILLE**; with Additions and Improvements, by **D. BOILEAU** and **A. PICQUOT**. Second Edition. Price 14*s.* bound, 8vo.

81. **MILLS'S HISTORY of ROME**, with 48 engravings. Price 1*s.* 6*d.* in boards, or 2*s.* in red roan.

82. **The VISIT for a WEEK**; or, Hints on the Improvement of Time; containing original Tales, Anecdotes from Natural and Moral History, &c. &c. By **LUCY PEACOCK**. Eleventh Edition. Price 4*s.* 6*d.* 12mo. half bound.

83. **TRIUMPHS of GENIUS** and **PERSEVERANCE** exemplified in the Histories of Persons, who, from the lowest state of poverty and early ignorance, have risen to the

highest eminence in the Arts and Sciences. By ELIZABETH STRUTT. Price 7s.

84. FABLES ; by the late Mr. Mr. GAY. New Edition, in one volume complete, with numerous wood Engravings. Price 2s. 6d. bound.

85. A GRAMMAR of the FRENCH TONGUE ; by LEWIS CHAMBAUD. Twenty-first Edition, revised and corrected by M. DES CARRIERES. Price 5s. 6d. bound.

*Three Shillings, half-bound, each having a Frontispiece, or Plates.*

1. The SON of a GENIUS, By Mrs. HOFLAND. New Edition, enlarged and revised, 18mo.

2. The TWIN SISTERS ; or, the Advantages of Religion. By Miss SANDHAM. Eighteenth Edition. 18mo.

3. A VISIT TO GROVE COTTAGE; and, The INDIA CABINET OPENED. 18mo.

4. FRUITS of ENTERPRISE, exhibited in the Travels of Belzoni. Sixth Edition, 18mo.

5. INFANTINE KNOW-

LEDGE. By the Author of "The Child's Grammar." Third Edition. With 144 wood-cuts, square cloth, price 3s. plain ; (or 3s. 6d. half-bd. coloured.)

6. FAMILIAR GEOGRAPHY. By the Abbé GAULTIER. Introductory to a Complete Course of Geography by means of Instructive Games. With coloured Maps. Fifth Edition. Square, 16mo.

7. FATHER ALFRED'S ELEMENTS of KNOWLEDGE. By the Rev. W. FLETCHER. 18mo.

8. The LITTLE GRAMMARIAN ; in a series of Instructive Tales. By the Rev. W. FLETCHER. Second Edition, with 12 engravings, 18mo.

9. WILLIAM TELL and HOFER the TYROLESE. New Edition, with four engravings, 18mo.

10. ENGLISH HISTORY MADE EASY, on a Popular Plan. Second Edition, with engravings, 18mo.

11. ADVENTURES of CONGO, IN SEARCH OF HIS

MASTER. 18mo. Fourth Edition.

12. **THE CHAPTER OF KINGS.** By Mr. COLLINS. With 38 engravings. (4s. coloured.)

13. **MORAL TALES.** By A FATHER. With 2 engravings.

14. **COUNSELS at HOME;** with Anecdotes, Tales, &c. 2 engravings.

15. **CLAUDINE,** a Swiss Tale. By the Author of "Always Happy," &c. New Edition, with 4 engravings.

---

*Two Shillings, neatly half bound,  
With Frontispieces.*

1. **IDLE HOURS EMPLOYED;** a Collection of Tales. New Edition.

2. **MORE TALES for IDLE HOURS.** New Edition.

3. **THE HISTORY of PRINCE LEE BOO.** Eighteenth Edition.

4. **THE RENOWNED TALES OF MOTHER GOOSE;** containing Little Red Riding Hood, Blue Beard, Cinderella, and others.

5. **POPULAR TALES;** containing Tom Thumb, Jack the Giant Killer, Aladdin, and others.

6. **WELCOME VISITOR,** or the Good Uncle; a collection of Original Stories, containing several well-authenticated Anecdotes, displaying striking traits of Virtue and Heroism in Early Life. Third Edition.

7. **SPRING FLOWERS and MONTHLY MONITOR;** or Easy Lessons, adapted to every Season of the Year; with Lessons for Sundays, and Hymns. Embellished with numerous Engravings, by Mrs. RITSON.

8. **NINA,** an Icelandic Tale, 18mo. New Edition.

---

*Half-a-Crown, half bound.*

1. **ANCIENT GEOGRAPHY.** By the Abbé LENGLET DU FRESNOY. A New Edition, corrected and improved. With coloured maps, &c. in cloth, square 16mo.

2. **ALWAYS HAPPY;** or, Anecdotes of Felix and his Sister Serena. A Tale, written for her Children, by A MOTHER. Tenth Edition.

3. **RIGHT and WRONG;** exhibited in the History of Rosa and Agnes. By A MOTHER. Fifth Edition.

4. **KEY to KNOWLEDGE;** or, Things in Common Use simply and shortly explained. By **A MOTHER.** Eighth Edition.
5. **NURSERY MORALS,** chiefly in Monosyllables. By **A MOTHER.** With 24 plates. Fourth Edition.
6. **ELLEN the TEACHER;** a Tale for Youth. By Mrs. **HOFLAND.** New Edition.
7. The **HISTORY** of an **OFFICER'S WIDOW** and her **YOUNG FAMILY.** By Mrs. **HOFLAND.** New Edition.
8. **COOPER'S HISTORY OF ENGLAND,** from the earliest Period to the present Time; on a Plan recommended by the Earl of Chesterfield. Twenty-first Edition
9. The **DAUGHTER** of a **GENIUS.** A Tale. By Mrs. **HOFLAND.** Fourth Edition.
10. **ADELAIDE;** or, The Massacre of St. Bartholomew: a Tale founded on important Events during the Civil Wars in France. By Mrs. **HOFLAND.** Fourth Edition, half-bound, 18mo.
11. **THEODORE;** or, The Crusaders. A Tale. By Mrs. **HOFLAND.** Fifth Edition. With a frontispiece.
12. **ROBINSON CRUSOE.** A new and improved Edition, with 12 engravings.
13. The **STORY-TELLER;** a Collection of Original Tales. With 24 engravings. Third Edition. In cloth, square.
14. The **ESKDALE HERD-BOY.** A Scottish Tale. By Mrs. **BLACKFORD,** Author of "Arthur Monteith," &c. Third Edition.
15. **CONVERSATIONS** on the **LIFE** of **JESUS CHRIST.** By **A MOTHER.** With a frontispiece. Second Edition.
16. **CONVERSATIONS** on **ASTRONOMY.** With several appropriate engravings. Coloured cloth.
17. **EASY RHYMES.** By **A LADY.** With a variety of elegant engravings. 18mo.
18. **CATO;** or, the Interesting Adventures of a Dog; interspersed with real Anecdotes. By **A LADY,** Author of "Easy Rhymes," &c. Third Edition.
19. **NURSERY FABLES,** Original and Select. With 19

17. TOMMY TRIP'S MUSEUM of BEASTS; or, A Peep at the Quadruped Race. Part I.
18. TOMMY TRIP'S MUSEUM of BEASTS. Part II.
19. TOMMY TRIP'S MUSEUM of BEASTS. Part III.
20. TOMMY TRIP'S MUSEUM of BIRDS; or, A Peep at the Feathered Creation, Part I.
21. TOMMY TRIP'S MUSEUM of BIRDS, Part II.
22. COSTUMES of DIFFERENT NATIONS Illustrated.
23. WONDERS! A Description of some of the most remarkable in Art and Nature.
24. The PEACOCK AT HOME; with the BUTTERFLY'S BALL.
25. SIMPLE STORIES, in Words of One Syllable, for Little Boys and Girls. By the Author of "Stories of Old Daniel."
26. WHITTINGTON and his CAT.
27. TAKE YOUR CHOICE; or, The Alphabet Community.
28. CINDERELLA; or, The Little Glass Slipper.
29. The INFANT'S GRAMMAR; or, A Picnic Party of the Parts of Speech.
30. The MONKEY'S FROLIC, &c.
31. The HISTORY of the SEVEN CHAMPIONS of CHRISTENDOM.
32. LITTLE RHYMES for LITTLE FOLKS. By the Author of "The Infant's Friend," "Easy Rhymes," &c.
33. PUSS in BOOTS; or, The Master-Cat.
34. PUNCTUATION PERSONIFIED; or, Pointing Made Easy. By Mr. STOPS.
35. PUG'S TRAVELS thro' EUROPE.
36. A PEEP at the STARS, in easy rhymes.
37. The SCRIPTURE ALPHABET.
38. PORTRAITS and CHARACTERS of the KINGS of ENGLAND, Part I.
39. PORTRAITS and CHA-



AMUSING PUBLICATIONS.

RACTERS of the **KINGS** of **ENGLAND**, Part II.

40. The **NEW YEAR'S FEAST**, on his coming of Age: a Poem, illustrative of the Festivals and Fasts.
41. An **ALPHABETICAL ARRANGEMENT** of **ANIMALS**. By **SALLY SKETCH**.
42. The **WORD BOOK**; or, Stories, chiefly in Three Letters. By **A. B. C.**
43. The **RATIONAL ALPHABET**; or, Rudiments of Reading.
44. The **ROYAL PRIMER**; or, High Road to Learning. The subjects chiefly Birds and Beasts.
45. The **OLD WOMAN** and her **PIG**.
46. The **FANCY FAIR**; or, the Grand Gala of the Zoological Gardens.
47. **MARGERY MEANWELL**; or, the Interesting Story of Goody Two-Shoes, rendered into familiar Verse. With 20 beautiful engravings.
48. **DAME PARTLETT'S FARM**, an Account of the

good Life she led, and the Riches she obtained by Industry.

49. **GRANDMAMMA'S RHYMES** for the **NURSERY**. With 24 superior wood cuts. Plain. New Edit.

*One Shilling, 18mo, with Plain Plates.*

1. The **COWSLIP**; with 32 new wood cuts, (1s. 6d. col.)
2. The **DAISY**; ditto, ditto.
3. The **SORROWS** of **SELFISHNESS**; with wood cuts.

*The following are all coloured.*

1. The **OLD WOMAN** and her **SONS**. With 16 plates.
2. The **PICTURE GALLERY**; with 16 ditto.
3. **POOR OLD ROBIN**; with 16 ditto.
4. **PETER PRIM'S PRESENT**; with 16 ditto.
5. **MADAM BLAIZE**; with 8 ditto.
6. **JOE DOBSON**; 16 ditto.
7. The **PEACOCK** and **PARROT**; neat engravings.
8. **MARMADUKE MULTIPLY'S MERRY METHOD** of **MAKING MINOR MA-**

- THEMATICIANS ; or, The Multiplication Table, Part I. with 16 coloured plates.
9. DITTO, Part II. 17 do.
10. DITTO, Part III. 16 do.
11. DITTO, Part IV. 20 do.
12. The PENCE TABLE. By Peter Pennyless; 14 ditto.
13. The PARAGON of ALPHABETS, with 26 ditto.
14. The MINT ; or, Shillings turned into Pounds ; 16 ditto.
15. The TRADES and CUSTOMS of FRANCE, 16 ditto.
16. The CRADLE HYMN. By Dr. WATTS ; 16 ditto.
17. PRIM'S PRIDE ; or, Proverbs to suit the Old and Young ; with 16 ditto.
18. JACK and the BEAN STALK ; with 16 plates.
19. JERRY and KITTY ; with 16 ditto.
20. PUG'S VISIT ; or, the Disasters of Mr. Punch ; with 16 ditto.
21. PEEP at MY BIRDS AND BEASTS ; 64 coloured plates.
22. The MOTHER'S GRAMMAR.
- 
- Mrs. TRIMMER'S WORKS.
- 
- New Editions printed on good Paper, and in a clear Type.
1. ENGLISH HISTORY, brought down to the present Time ; with 48 wood engravings. 2 vols. 9s. bound, 18mo.
  2. ANCIENT HISTORY, with 40 engravings on wood, 4s. 6d. bound, 18mo.
  3. ROMAN HISTORY, with 40 engravings, 4s. 6d. bound, 18mo.
  4. SCRIPTURE HISTORY, Old Testament ; with 24 engravings. 3s. bound. 18mo.
  5. SCRIPTURE HISTORY, New Testament ; with 40 engravings. 3s. bound, 18mo.
  6. ROMAN HISTORY PRINTS, on copper plates, with Descriptions. 2 vols. 5s. 6d. bound, square.
  7. ANCIENT HISTORY PRINTS, on copper plates, with Descriptions. 2 vols. 5s. 6d. bound, square.

## HARRIS'S INSTRUCTIVE CARDS AND GAMES.

1. The Sun of BRUNSWICK ; exhibiting the principal Events during the Reign of GEORGE THE THIRD ; with Tetotum, &c. 9s.
  2. The Panorama of London ; a New Game, with Tetotum and Counters. 9s.
  3. Historical Pastime ; a New Game of the History of England ; with Tetotum, &c. 6s.
  4. The Game of Emulation, &c. 7s. 6d.
  5. The Game of Human Life, &c. 6s.
  6. The Road to the Temple of Honour and Fame, &c. 6s.
  7. The Swan of Apollo ; a New Game. 7s. 6d.
  8. A new and interesting Method of Instructing Youth in the first four Rules of Arithmetic ; on Cards. 2s. 6d.
  9. A Lilliputian History of England ; in easy Verse ; on Cards, 2s. 6d.
  10. MIDDLETON'S New Geographical Game of a Tour through England and Wales ; with Tetotum, Pillars, and Counters, 5s.
  11. Dissected Maps of England, Ireland, Scotland, and France, at 12s., 10s. 6d., 7s. 6d., and 3s. 6d.
  12. Ditto of the World ; same prices.
  13. Dissected Maps of Europe ; same prices.
  14. Ditto, Asia ; same prices.
  15. Ditto, Africa ; same prices.
  16. Ditto, America ; same prices.
- A variety of PUZZLES, from 2s. 6d. to 10s. 6d. each, and upwards.

LITTLE LIBRARY OF KNOWLEDGE.

In a neat mahogany box, containing 12 of the Volumes,  
Price 2*l.* 9*s.* 6*d.*

- |   |   |
|---|---|
| The Mine.                                 | British Story.                                    |
| The Ship.                                 | French History.                                   |
| The Forest.                               | The Ocean.  |
| The Public Buildings of West-<br>minster. | Natural History of Quadru-<br>peds, in two parts. |
| Ditto London.                             | Francis Lever, the Young Me-<br>chanic.           |
| The Garden.                               | The Little Botanist, in two<br>parts.             |
| Bible Illustrations.                      |   |
| The Farm.                                 |   |
| English Sports.                           |   |

